



# TIMKEN

## TIMKEN® WIRELESS SENSOR AND MONITORING SOLUTION

KNOW MORE. DO MORE.

The equipment that you operate is expected to perform day in and day out, while delivering fast throughput and uptime because unplanned downtime can be detrimental to your business.

With Timken Wireless Sensor and Monitoring Solution you can detect a failure or major change before it happens through temperature and vibration monitoring. The wireless sensor is designed to be installed into the equipment that you want to monitor to provide real-time performance data.

The vibration and temperature data will be transmitted from the sensors and stored on the gateway receiver. The data will remain in your control instead of off-premises or in the Cloud. You can then visualize the data through the dashboard where you can monitor the performance of your equipment and will notify you, via email, when vibration and temperature thresholds are hit.

### WHY TIMKEN WIRELESS SENSOR AND MONITORING?

Our technology allows you to track equipment performance with a simple, intuitive solution that allows you to control and manage your data.

- No subscription fees
- Your data is your data and remains in your control
- Long battery life – greater than 5 years

### ADVANTAGES

**On-Premises Data Storage:** Addresses the concern of data leaving the location, supporting data security. No fees for data storage with on-premises storage.

**Temperature and Vibration Monitoring:** Changes in temperature and vibration can indicate potential performance issues.

**Mesh Technology:** Sensors can connect and transmit data from each other, allowing sensors to connect to a single gateway receiver over an expanded distance.

**Usable without existing condition monitoring:** Alerts can be set and data can be visualized through the dashboard in a simple, easy to use interface.

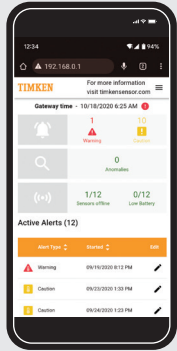
**Usable with existing condition monitoring:** Data can be downloaded and used in existing condition monitoring and visualization tools to see and track signals without needing multiple sources to see wireless data.



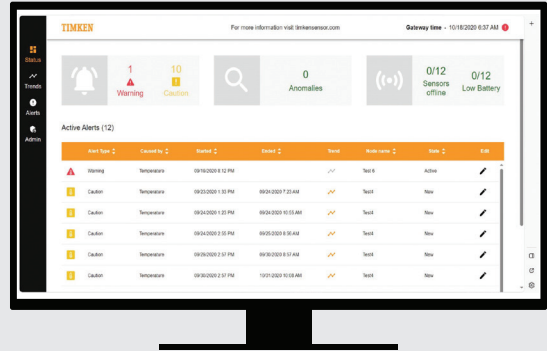
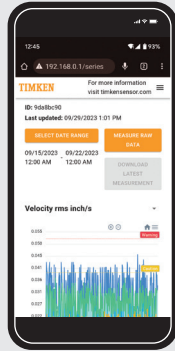
## SETTING UP AND USING TIMKEN WIRELESS SENSOR AND MONITORING SOLUTION



Wireless sensor installed in equipment



Mobile dashboard view



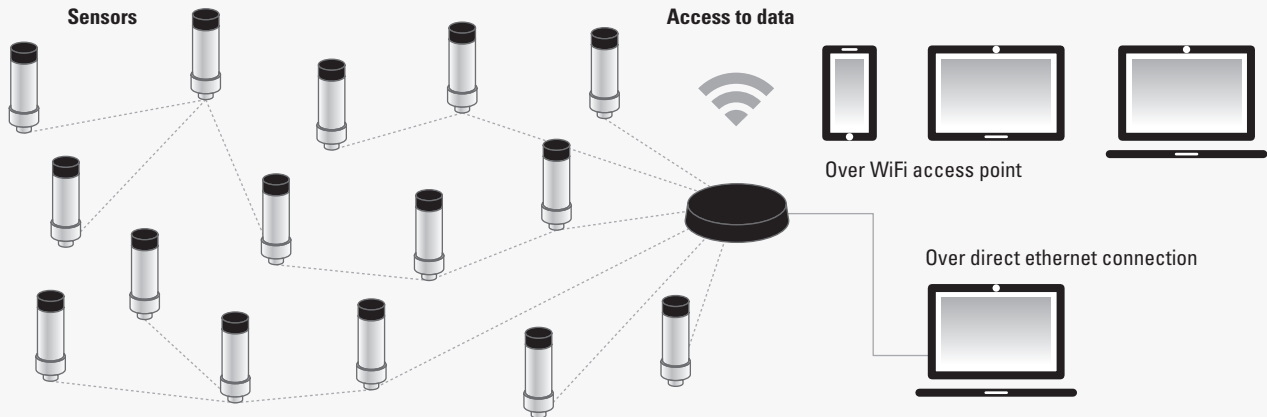
Desktop dashboard view

### ACCESSING SENSOR DATA

Transmits sensor values directly or via other nodes to a gateway.

### MESH TECHNOLOGY

From the sensors to the gateway, data can easily be viewed over a WiFi access point or an ethernet wired connection.



# TIMKEN

The Timken team applies their know-how to improve the reliability and performance of machinery in diverse markets worldwide. The company designs, makes and markets bearings, gear drives, automated lubrication systems, belts, brakes, clutches, chain, couplings, linear motion products and related industrial motion rebuild and repair services.

**Stronger. By Design.**

[www.timkensensor.com](http://www.timkensensor.com)