

# TIMKEN

**Mandar Vasmatkar**

Company Secretary & Chief - Compliance

T 080 41362000

F 080 41362010

mandar.vasmatkar@timken.com

17 October, 2019

The Secretary  
The National Stock Exchange of India Limited  
Exchange Plaza,  
Plot No. C/1, G-Block,  
Bandra-Kurla Complex,  
Bandra (E),  
Mumbai-400051.

**Scrip code- TIMKEN**

The Secretary  
BSE Limited  
Phiroze Jeejeebhoy Towers,  
Dalal Street, Fort,  
Mumbai-400001.

**Scrip Code- 522113**

Dear Sirs,


**Sub: Quarterly Compliance Report on Securities & Shareholding Pattern**

Pursuant to Regulation 31(1)(b) of Securities and Exchange Board of India (Listing Obligations and Disclosure Requirements) Regulations, 2015, we hereby submit Shareholding Pattern of the Company for the quarter ended 30 September, 2019.


Kindly request you to take this on record.

Yours faithfully,

**For Timken India Limited**



**Mandar Vasmatkar  
Company Secretary  
& Chief Compliance**



Registered office:  
Timken India Limited  
39-42, Electronic City  
Phase II, Hosur Road  
Bangalore 560 100, Karnataka  
India

Format of Holding of Specified Securities

- 1 Name of the Listed entity : TIMKEN INDIA LIMITED (ISIN- INE325A01013)
- 2 Scrip Code /Name of Scri/ Class of Security BSE : 522113 NSE : TIMKEN
- 3 Share Holding Pattern filed under Reg 31(1)(b) for the quarter ended 30.09.2019
- 4 **DECLARATION** : The Listed Entity is required to submit the following declaration to the extent of Submission of information :

|   | Particulars   |     |
|---|---|-----|
| 1 | Whether the Listed Entity has issued any partly paid up shares ?                        | YES |
| 2 | Whether the Listed Entity has issued any Convertible Securities or Warrants ?           | NO  |
| 3 | Whether the Listed Entity has any shares against which Depository receipts are issued ? | NO  |
| 4 | Whether the Listed Entity has any shares in locked-in ?                                 | NO  |
| 5 | Whether any shares held by Promoters are pledged or otherwise encumbered ?              | NO  |



**TABLE I : Summary Statement of holding of Specified Securities**

| Category  | Category of Shareholder        | No of shareholders | No of fully paid up equity shares held | No of partly paid-up shares held | No of shares underlying depository Receipts | Total No of shares held | Shareholding as a % of total no of shares (as a % of A+B+C2) | Number of Voting Rights held in each class of securities |          |                 | No of shares underlying outstanding convertible securities (including warrants) | Shareholding as a % assuming full conversion of convertible securities (as a % of diluted share capital A+B+C2) | Number of Locked in shares | Number of shares pledged or otherwise encumbered | Number of equity shares held in dematerialised form |                                 |                |                 |        |       |
|---|--------------------------------|--------------------|--|----------------------------------|---|-------------------------|--|--|----------|-----------------|---|---|----------------------------|--|---|---------------------------------|----------------|-----------------|--------|-------|
|   |                                |                    |  |                                  |   |                         |  | (ix)   |          |                 |   |   |                            |  |   | (x)                             | (xi)=(vii)+(x) | (xii)           | (xiii) | (xiv) |
|   |                                |                    |  |                                  |   |                         |  | No of voting rights                                      |          |                 |   |   |                            |  |   |                                 |                |                 |        |       |
|   |                                |                    |  |                                  |   |                         |  | Class X  | Class Y  | Total           | Total as a % of A+B+C   |   | No (a)                     | As a % of Total shares held (b)                  | No (a)  | As a % of Total shares held (b) |                |                 |        |       |
| A   | Promoter & Promoter Group      | 1                  | 50999988                               | 0                                | 0   | 50999988                | 67.80  | 50999988   | 0        | 50999988        | 67.80   | 0   | 67.80                      | 0  | 0   | 0                               | 0              | 50999988        |        |       |
| B   | Public                         | 49041              | 24195246                               | 23500                            | 0   | 24218746                | 32.20  | 24218746   | 0        | 24218746        | 32.20   | 0   | 32.20                      | 0  | 0   | 0                               | 0              | 22783786        |        |       |
| C   | Non Promoter -Non Public       | NA                 | NA                                     | NA                               | NA  | NA                      | NA   | NA   | NA       | NA              | NA  | NA  | NA                         | NA   | NA  | NA                              | NA             | NA              |        |       |
| C1  | Shares underlying DRs          | NA                 | NA                                     | NA                               | NA  | NA                      | NA   | NA   | NA       | NA              | NA  | NA  | NA                         | NA   | NA  | NA                              | NA             | NA              |        |       |
| C2  | Shares held by Employee Trusts | NA                 | NA                                     | NA                               | NA  | NA                      | NA   | NA   | NA       | NA              | NA  | NA  | NA                         | NA   | NA  | NA                              | NA             | NA              |        |       |
|   | <b>Total</b>                   | <b>49042</b>       | <b>75195234</b>                        | <b>23500</b>                     | <b>0</b>                                    | <b>75218734</b>         | <b>100.00</b>  | <b>75218734</b>  | <b>0</b> | <b>75218734</b> | <b>100.00</b>   | <b>0</b>  | <b>100.00</b>              | <b>0</b>   | <b>0</b>  | <b>0</b>                        | <b>0</b>       | <b>73783774</b> |        |       |
| <p><b>Note :</b> Promoter and Promoter Group shall have the same meaning as defined under SEBI (Issue of Capital and Disclosure Requirements) Regulations, 2009</p> |                                |                    |  |                                  |   |                         |  |  |          |                 |   |   |                            |  |   |                                 |                |                 |        |       |

TABLE II : Statement showing Shareholding Pattern of Promoter and Promoter Group

| (i)  | PAN        | No of shareholders | No of fully paid up equity shares held | No of partly paid up shares held | No of shares underlying Depository Receipts | Total No of shares held | Shareholding % calculated as per SCRR 1957 As a % of (A+B+C2) | No of voting rights |          |                 | No of shares underlying outstanding convertible securities (including warrants) | Shareholding as a % assuming full conversion of convertible securities (as a % of diluted share capital (A+B+C2)) | Number of Locked in shares | Number of shares pledged or otherwise encumbered | Number of equity shares held in dematerialized form |          |
|--|------------|--------------------|--|----------------------------------|---|-------------------------|---|---------------------|----------|-----------------|---|---|----------------------------|--|---|----------|
|  |            |                    |  |                                  |   |                         |   | Class X             | Class Y  | Total           |   |   |                            |  |   |          |
| (i)  | (ii)       | (iii)              | (iv)                                   | (v)                              | (vi)  | (vii) = (iv)+(v)+(vi)   | (viii)  | (ix)                |          |                 | (x)   | (xi) = (vii)-(x) as a % of (A+B+C2)   | (xii)                      | (xiii)   | (xiv)   |          |
|  |            |                    |  |                                  |   |                         |   | No of voting rights |          |                 | Total as a % of total voting rights   |   |                            |  |   |          |
|  |            |                    |  |                                  |   |                         |   |                     |          |                 | No (a)  |   | No (a)                     |  | No (a)  |          |
| <b>1 Indian</b>  |            |                    |  |                                  |   |                         |   |                     |          |                 |   |   |                            |  |   |          |
| (a) Individuals/ HUF   |            |                    | 0                                      | 0                                | 0   | 0                       | 0   | 0                   | 0        | 0               | 0   | 0   | 0                          | 0  | 0   | 0        |
| (b) Central/State Governments  |            |                    | 0                                      | 0                                | 0   | 0                       | 0   | 0                   | 0        | 0               | 0   | 0   | 0                          | 0  | 0   | 0        |
| (c) Financial Institutions/Banks   |            |                    | 0                                      | 0                                | 0   | 0                       | 0   | 0                   | 0        | 0               | 0   | 0   | 0                          | 0  | 0   | 0        |
| (d) Any Other (specify)  |            |                    | 0                                      | 0                                | 0   | 0                       | 0   | 0                   | 0        | 0               | 0   | 0   | 0                          | 0  | 0   | 0        |
| <b>Sub-Total (A)(1)</b>  |            |                    | <b>0</b>                               | <b>0</b>                         | <b>0</b>                                    | <b>0</b>                | <b>0</b>  | <b>0</b>            | <b>0</b> | <b>0</b>        | <b>0</b>  | <b>0</b>  | <b>0</b>                   | <b>0</b>   | <b>0</b>  | <b>0</b> |
| <b>2 Foreign</b>   |            |                    |  |                                  |   |                         |   |                     |          |                 |   |   |                            |  |   |          |
| (a) Individuals (NRI/Foreign)  |            |                    | 0                                      | 0                                | 0   | 0                       | 0   | 0                   | 0        | 0               | 0   | 0   | 0                          | 0  | 0   | 0        |
| (b) Government   |            |                    | 0                                      | 0                                | 0   | 0                       | 0   | 0                   | 0        | 0               | 0   | 0   | 0                          | 0  | 0   | 0        |
| (c) Institutions   |            |                    | 0                                      | 0                                | 0   | 0                       | 0   | 0                   | 0        | 0               | 0   | 0   | 0                          | 0  | 0   | 0        |
| (d) Foreign Portfolio Investor   |            |                    | 0                                      | 0                                | 0   | 0                       | 0   | 0                   | 0        | 0               | 0   | 0   | 0                          | 0  | 0   | 0        |
| (e) Any other  |            |                    |  |                                  |   |                         |   |                     |          |                 |   |   |                            |  |   |          |
| (f) Body Corporate   |            |                    |  |                                  |   |                         |   |                     |          |                 |   |   |                            |  |   |          |
| Timken Singapore PTE Ltd   | AAECT0143J | 1                  | 50999988                               | 0                                | 0   | 50999988                | 67.80   | 50999988            | 0        | 50999988        | 67.80   | 0   | 67.80                      | 0  | 0   | 0        |
| <b>Sub-Total (A)(2)</b>  |            | <b>1</b>           | <b>50999988</b>                        | <b>0</b>                         | <b>0</b>                                    | <b>50999988</b>         | <b>67.80</b>  | <b>50999988</b>     | <b>0</b> | <b>50999988</b> | <b>67.80</b>  | <b>0</b>  | <b>67.80</b>               | <b>0</b>   | <b>0</b>  | <b>0</b> |
| <b>Total Shareholding of Promoter and Promoter Group</b>   |            |                    |  |                                  |   |                         |   |                     |          |                 |   |   |                            |  |   |          |
| <b>(A) = (A)(1) + (A)(2)</b>   |            | <b>1</b>           | <b>50999988</b>                        | <b>0</b>                         | <b>0</b>                                    | <b>50999988</b>         | <b>67.80</b>  | <b>50999988</b>     | <b>0</b> | <b>50999988</b> | <b>67.80</b>  | <b>0</b>  | <b>67.80</b>               | <b>0</b>   | <b>0</b>  | <b>0</b> |
| Note   |            |                    |  |                                  |   |                         |   |                     |          |                 |   |   |                            |  |   |          |
| 1. PAN Would not be displayed on website of stock exchanges  |            |                    |  |                                  |   |                         |   |                     |          |                 |   |   |                            |  |   |          |
| 2. The term "encumbrance" has the same meaning as assigned under Regulation 28(3) of SEBI (Substantial Acquisition of Shares and Takeovers) Regulations,2011 |            |                    |  |                                  |   |                         |   |                     |          |                 |   |   |                            |  |   |          |






TABLE III : Statement showing Shareholding Pattern of Public shareholder

| Category and Name of the Shareholders   | PAN        | No of shareholders | No of fully paid up equity shares held | No of partly paid-up shares held | No of shares underlying Depository Receipts | Total No. of shares held<br>VII = (IV+V+VI) | Shareholding % based on the SCRR calculation as a % of (A+B+C) | Number of Voting Rights held in each class of securities |         |          | No of shares underlying outstanding convertible securities (Including warrants) | Total Shareholding as a % assuming full conversion of convertible securities (as a % of diluted share capital) | Number of Locked in shares      |                                 | Number of shares pledged or otherwise encumbered |                                 | Number of equity shares held in dematerialised form |          |
|---|------------|--------------------|--|----------------------------------|---|---|--|--|---------|----------|---|--|---------------------------------|---------------------------------|--|---------------------------------|---|----------|
|   |            |                    |  |                                  |   |   |  | Class X  | Class Y | Total    |   |  | No (a)                          | As a % of Total shares held (b) | No (a)   | As a % of Total shares held (b) |   |          |
| (i)   | (ii)       | (iii)              | (iv)                                   | (v)                              | (vi)  | (vii)                                       | (viii)   | (ix)   |         |          | (x)   | (xi)   | (xii)                           |                                 | (xiii)   |                                 | (xiv)   |          |
|   |            |                    |  |                                  |   |   |  | No of voting rights                                      |         |          | Total as a % of total voting rights   |  |                                 |                                 |  |                                 |   |          |
|   |            |                    |  |                                  |   |   |  | Class X  | Class Y | Total    |   | No (a)   | As a % of Total shares held (b) | No (a)                          | As a % of Total shares held (b)                  |                                 |   |          |
| <b>1 Institutions</b>   |            |                    |  |                                  |   |   |  |  |         |          |   |  |                                 |                                 |  |                                 |   |          |
| (a) Mutual Funds  |            |                    |  |                                  |   |   |  |  |         |          |   |  |                                 |                                 |  |                                 |   |          |
| (i) Others  |            | 0                  | 57                                     | 4937649                          | 0   | 0   | 4937649  | 6.56   | 4937649 | 0        | 4937649   | 6.56   | 0                               | 0                               | 0  | 0                               | 0   | 4937540  |
| (ii) Sundaram Mutual Fund A/C Sundaram MID CAP Fund   | AAATS2554B | 1                  | 1489128                                | 0                                | 0   | 1489128                                     | 1.98   | 1489128  | 0       | 1489128  | 1.98  | 0  | 0                               | 0                               | 0  | 0                               | 0   | 1489128  |
| (b) Venture Capital Funds   |            | 0                  | 0                                      | 0                                | 0   | 0   | 0.00   | 0  | 0       | 0        | 0.00  | 0  | 0                               | 0.00                            | 0  | 0                               | 0   | 0        |
| (c) Alternate Investment funds  |            | 3                  | 41910                                  | 0                                | 0   | 41910                                       | 0.06   | 41910  | 0       | 41910    | 0.06  | 0  | 0                               | 0.06                            | 0  | 0                               | 0   | 41910    |
| (d) Foreign Institutional Investors   |            | 0                  | 1                                      | 7235                             | 0   | 0   | 7235   | 0.01   | 7235    | 0        | 7235  | 0.01   | 0                               | 0.01                            | 0  | 0                               | 0   | 7235     |
| (e) Foreign Portfolio Investors   |            | 0                  | 59                                     | 1658488                          | 0   | 0   | 1658488  | 2.20   | 1658488 | 0        | 1658488   | 2.20   | 0                               | 2.20                            | 0  | 0                               | 0   | 1658207  |
| (f) Financial Institutions/Banks  |            | 0                  | 14                                     | 18652                            | 0   | 0   | 18652  | 0.02   | 18652   | 0        | 18652   | 0.02   | 0                               | 0.02                            | 0  | 0                               | 0   | 13611    |
| (g) Insurance Companies   |            | 4                  | 29475                                  | 0                                | 0   | 0   | 29475  | 0.04   | 29475   | 0        | 29475   | 0.04   | 0                               | 0.04                            | 0  | 0                               | 0   | 29226    |
| (h) Provident / Pension Funds   |            | 0                  | 0                                      | 0                                | 0   | 0   | 0.00   | 0  | 0       | 0        | 0.00  | 0  | 0                               | 0.00                            | 0  | 0                               | 0   | 0        |
| (i) Any Other (specify)   |            |                    |  |                                  |   |   | 0.00   |  |         |          | 0.00  |  |                                 | 0.00                            |  |                                 |   |          |
| Sub-Total (B)(1)  |            | 139                | 8182537                                | 0                                | 0   | 8182537                                     | 10.88  | 8182537  | 0       | 8182537  | 10.88   | 0  | 0                               | 0                               | 0  | 0                               | 0   | 8176957  |
| <b>2 Central/State Government/President of India</b>  |            |                    |  |                                  |   |   |  |  |         |          |   |  |                                 |                                 |  |                                 |   |          |
| Central/State Government/President of India   |            | 1                  | 1                                      | 0                                | 0   | 0   | 1  | 0.00   | 1       | 0        | 1   | 0.00   | 0                               | 0                               | 0  | 0                               | 0   | 1        |
| Sub-Total (B)(2)  |            | 1                  | 1                                      | 0                                | 0   | 1   | 0.00   | 1  | 0       | 1        | 0.00  | 0  | 0                               | 0.00                            | 0  | 0                               | 0   | 1        |
| <b>3 Non-Institutions</b>   |            |                    |  |                                  |   |   |  |  |         |          |   |  |                                 |                                 |  |                                 |   |          |
| (i) Individual shareholders holding nominal share capital upto Rs 2 lakhs   |            | 47517              | 6907710                                | 23500                            | 0   | 6931210                                     | 9.21   | 6931210  | 0       | 6931210  | 9.21  | 0  | 0                               | 9.21                            | 0  | 0                               | 0   | 5507476  |
| (ii) Individual shareholders holding nominal share capital in excess of Rs 2 lakhs  |            | 24                 | 1814114                                | 0                                | 0   | 1814114                                     | 2.41   | 1814114  | 0       | 1814114  | 2.41  | 0  | 0                               | 2.41                            | 0  | 0                               | 0   | 1814114  |
| (b) NBFCs registered with RBI   |            | 0                  | 0                                      | 0                                | 0   | 0   | 0.00   | 0  | 0       | 0        | 0.00  | 0  | 0                               | 0.00                            | 0  | 0                               | 0   | 0        |
| (c) Employee Trusts   |            | 0                  | 0                                      | 0                                | 0   | 0   | 0.00   | 0  | 0       | 0        | 0.00  | 0  | 0                               | 0.00                            | 0  | 0                               | 0   | 0        |
| (d) Overseas Depositories   |            | 0                  | 0                                      | 0                                | 0   | 0   | 0.00   | 0  | 0       | 0        | 0.00  | 0  | 0                               | 0.00                            | 0  | 0                               | 0   | 0        |
| (e) Any other   |            |                    |  |                                  |   |   | 0.00   |  |         |          | 0.00  |  |                                 | 0.00                            |  |                                 |   |          |
| (i) BODIES CORPORATE  |            |                    |  |                                  |   |   |  |  |         |          |   |  |                                 |                                 |  |                                 |   |          |
| Others  |            | 0                  | 446                                    | 3527746                          | 0   | 0   | 3527746  | 4.69   | 3527746 | 0        | 3527746   | 4.69   | 0                               | 4.69                            | 0  | 0                               | 0   | 3524827  |
| HDFC Life Insurance Company Ltd.  | AAACH8755L | 1                  | 992631                                 | 0                                | 0   | 992631                                      | 1.45   | 992631   | 0       | 992631   | 1.45  | 0  | 0                               | 1.45                            | 0  | 0                               | 0   | 992631   |
| (ii) NRI  |            | 825                | 258630                                 | 0                                | 0   | 258630                                      | 0.34   | 258630   | 0       | 258630   | 0.34  | 0  | 0                               | 0.34                            | 0  | 0                               | 0   | 255903   |
| (iii) Clearing Member/Corp  |            | 80                 | 10409                                  | 0                                | 0   | 10409                                       | 0.01   | 10409  | 0       | 10409    | 0.01  | 0  | 0                               | 0.01                            | 0  | 0                               | 0   | 10409    |
| (iv) TRUST  |            | 6                  | 1708                                   | 0                                | 0   | 1708  | 0.00   | 1708   | 0       | 1708     | 0.00  | 0  | 0                               | 0.00                            | 0  | 0                               | 0   | 1708     |
| (v) Overseas Bodies Corp.   |            |                    |  |                                  |   |   |  |  |         |          |   |  |                                 |                                 |  |                                 |   |          |
| Tricot Investments Ltd.   | AACCT6412E | 1                  | 1776874                                | 0                                | 0   | 1776874                                     | 2.36   | 1776874  | 0       | 1776874  | 2.36  | 0  | 0                               | 2.36                            | 0  | 0                               | 0   | 1776874  |
| (vi) HEPF A/C   |            | 1                  | 722886                                 | 0                                | 0   | 722886                                      | 0.95   | 722886   | 0       | 722886   | 0.95  | 0  | 0                               | 0.95                            | 0  | 0                               | 0   | 722886   |
| Sub-Total (B)(3)  |            | 48901              | 16012708                               | 23500                            | 0   | 16036208                                    | 21.44  | 16036208   | 0       | 16036208 | 21.44   | 0  | 0                               | 21.44                           | 0  | 0                               | 0   | 14606828 |
| <b>Total Public Shareholding</b>  |            |                    |  |                                  |   |   |  |  |         |          |   |  |                                 |                                 |  |                                 |   |          |
| (B) = (B)(1)+(B)(2)+(B)(3)  |            | 49041              | 24195246                               | 23500                            | 0   | 24218746                                    | 32.20  | 24218746   | 0       | 24218746 | 32.20   | 0.00   | 0.00                            | 32.20                           | 0.00   | 0.00                            | 0.00  | 22783786 |
| Details of the shareholders acting as persons in Concert including their Shareholding (No and %)  |            |                    |  |                                  |   |   |  |  |         |          |   |  |                                 |                                 |  |                                 |   |          |
| Details of shares which remain unclaimed may be given here along with details such as number of shareholders, outstanding shares held in demat/unclaimed suspense account, voting rights which are frozen etc : |            |                    |  |                                  |   |   |  |  |         |          |   |  |                                 |                                 |  |                                 |   |          |



**TABLE IV : Statement showing Shareholding Pattern of Non Promoter - Non Public Shareholder**

| (I)<br>Category and Name of the Shareholders                | (II)<br>PAN | (III)<br>No of shareholders | (IV)<br>No of fully paid up equity shares held | (V)<br>No of partly paid-up shares held | (VI)<br>No of shares underlying Depository Receipts | (VII)<br>Total No of shares held (IV + V + VI) | (VIII)<br>Shareholding % calculated as per SCRR 1957, as a % of (X) of (C2) | (IX)<br>Number of Voting Rights held in each class of securities |         |       | (X)<br>No of shares underlying outstanding convertible securities (including warrants) | (XI)<br>Total Shareholding as a % assuming full conversion of convertible securities (as a % of diluted share capital) | (XII)<br>Number of Locked in shares |                                 | (XIII)<br>Number of shares pledged or otherwise encumbered |                                 | (XIV)<br>Number of equity shares held in dematerialised form |
|---|-------------|-----------------------------|--|---|---|--|---|--|---------|-------|--|--|-------------------------------------|---------------------------------|--|---------------------------------|--|
|   |             |                             |  |   |   |  |   | Class X  | Class Y | Total |  |  | No (a)                              | As a % of Total shares held (b) | No (a)   | As a % of Total shares held (b) |  |
|   |             |                             |  |   |   |  |   |  |         |       |  |  |                                     |                                 |  |                                 |  |
| <b>1 Custodian/DR Holder</b>                                |             |                             |  |   |   |  |   |  |         |       |  |  |                                     |                                 |  |                                 |  |
| (a) Name of DR Holder                                       |             | 0                           | 0  | 0                                       | 0   | 0  | 0   | 0  | 0       | 0     | 0  | 0  | 0                                   | 0                               | 0  | 0                               | 0  |
| <b>2 Employee Benefit Trust</b>                             |             | 0                           | 0  | 0                                       | 0   | 0  | 0   | 0  | 0       | 0     | 0  | 0  | 0                                   | 0                               | 0  | 0                               | 0  |
| (under SEBI Share based employee Benefit) Regulations, 2014 |             |                             |  |   |   |  |   |  |         |       |  |  |                                     |                                 |  |                                 |  |
| (a) Name  |             |                             |  |   |   |  |   |  |         |       |  |  |                                     |                                 |  |                                 |  |
| <b>Total non Promoter-non-Public</b>                        |             |                             |  |   |   |  |   |  |         |       |  |  |                                     |                                 |  |                                 |  |
| Shareholding (C) = (C)(1) + (C)(2)                          |             | 0                           | 0  | 0                                       | 0   | 0  | 0   | 0  | 0       | 0     | 0  | 0  | 0                                   | 0                               | 0  | 0                               | 0  |



Annexure

Table V - Statement showing details of significant beneficial owners (SBOs)

| Sr.No. | Details of the SBO (I) |   |             | Details of the registered owner (II) |   |             | Details of holding/ exercise of right of                   |   | Date of creation/ acquisition of significant beneficial interest # (IV) |
|--------|------------------------|---|-------------|--------------------------------------|---|-------------|--|---|---|
|        | Name                   | PAN/ Passport No. in case of a foreign national | Nationality | Name                                 | PAN/ Passport No. in case of a foreign national | Nationality | Whether by virtue of :                                     |   |   |
|        |                        |   |             |                                      |   |             | Shares   | % |   |
|        |                        |   |             |                                      |   |             | Voting rights  | % |   |
|        |                        |   |             |                                      |   |             | Rights on distributable dividend or any other distribution | % |   |
|        |                        |   |             |                                      |   |             | Exercise of control  |   |   |
|        |                        |   |             |                                      |   |             | Exercise of significant influence                          |   |   |
|        |                        |   |             |                                      |   |             |  |   |   |
|        |                        |   |             |                                      |   |             |  |   |   |
|        |                        |   |             |                                      |   |             |  |   |   |
|        |                        |   |             |                                      |   |             |  |   |   |
|        |                        |   |             |                                      |   |             |  |   |   |

\* In case the nature of the holding/ exercise of the right of a SBO falls under multiple categories specified under (a) to (e) under Column III, multiple

# This column shall have the details as specified by the listed entity under Form No. BEN-2 as submitted to the Registrar.

