

TIMKEN

Soumitra Hazra

Company Secretary & Chief - Compliance

T 080 40053131

F 080 41362010

soumitra.hazra@timken.com

14 January, 2019

The Secretary
The National Stock Exchange of India Limited
Exchange Plaza,
Plot No. C/1, G-Block,
Bandra-Kurla Complex,
Bandra (E),
Mumbai-400051.

Scrip code- TIMKEN

The Secretary
BSE Limited
Phiroze Jeejeebhoy Towers,
Dalal Street, Fort,
Mumbai-400001.

Scrip Code- 522113

Dear Sirs,

Sub: Quarterly Compliance Report on Securities & Shareholding Pattern

Pursuant to Regulation 31(1)(b) of Securities and Exchange Board of India (Listing Obligations and Disclosure Requirements) Regulations, 2015, we hereby submit Shareholding Pattern of the Company for the quarter ended 31 December, 2018.


Kindly request you to take this on record.

Thanking you,

Yours faithfully,

For Timken India Limited

Soumitra Hazra
Soumitra Hazra
Company Secretary
& Chief Compliance



Encl: as above

Registered office:
Timken India Limited
39-42, Electronic City
Phase II, Hosur Road
Bangalore 560 100, Karnataka
India

Format of Holding of Specified Securities

- 1 Name of the Listed entity : TIMKEN INDIA LIMITED
- 2 Scrip Code /Name of Scri/ Class of Security BSE : 522113 NSE : TIMKEN
- 3 Share Holding Pattern filed under Reg 31(1)(b) for the quarter ended 31.12.2018
- 4 **DECLARATION** : The Listed Entity is required to submit the following declaration to the extent of Submission of information :

Particulars

- | | |
|-------------------------------------------------------------------------------------------|-----|
| 1 Whether the Listed Entity has issued any partly paid up shares ? | YES |
| 2 Whether the Listed Entity has issued any Convertible Securities or Warrants ? | NO |
| 3 Whether the Listed Entity has any shares against which Depository receipts are issued ? | NO |
| 4 Whether the Listed Entity has any shares in locked-in ? | NO |
| 5 Whether any shares held by Promoters are pledged or otherwise encumbered ? | NO |




Sanjiv Hagar

TABLE I : Summary Statement of holding of Specified Securities

Category	Category of Shareholder	No of shareholders	No of fully paid up equity shares held	No of partly paid-up shares held	No of shares underlying depository Receipts	Total No of shares held	Shareholding as a % of total no of shares (as a % of A+B+C2)	Number of Voting Rights held in each class of securities			No of shares underlying outstanding convertible securities (including warrants)	Shareholding as a % assuming full conversion of convertible securities (as a % of diluted share capital A+B+C2)	Number of Locked in shares	Number of shares pledged or otherwise encumbered	Number of equity shares held in dematerialised form			
								No of voting rights										
(i)	(ii)	(iii)	(iv)	(v)	(vi)	(vii) =(iv)+(v)+(vi)	(viii)	(ix)			(x)	(xi)=(vii)+(x)	(xii)	(xii)	(xiv)			
								No of voting rights			Total as a % of A+B+C			No (a)	As a % of Total shares held (b)	No (a)	As a % of Total shares held (b)	
								Class X	Class Y	Total								
A	Promoter & Promoter Group	1	50999988	0	0	50999988	67.80	50999988	0	50999988	67.80	0	67.80	0	0	0	0	50999988
B	Public	57561	24195046	23700	0	24218746	32.20	24195046	23700	24218746	32.20	0	32.20	0	0	0	0	21945699
C	Non Promoter -Non Public	NA	NA	NA	NA	NA	NA	NA	NA	NA	NA	NA	NA	NA	NA	NA	NA	NA
C1	Shares underlying DRs	NA	NA	NA	NA	NA	NA	NA	NA	NA	NA	NA	NA	NA	NA	NA	NA	NA
C2	Shares held by Employee Trusts	NA	NA	NA	NA	NA	NA	NA	NA	NA	NA	NA	NA	NA	NA	NA	NA	NA
Total		57562	75195034	23700	0	75218734	100.00	75195034	23700	75218734	100.00	0	100.00	0	0	0	0	72945687


Note : Promoter and Promoter Group shall have the same meaning as defined under SEBI (Issue of Capital and Disclosure Requirements) Regulations, 2009



Samita Hagan

TABLE III : Statement showing Shareholding Pattern of Public shareholder

Category and Name of the Shareholders	PAN	No of shareholders	No of fully paid up equity shares held	No of partly paid-up shares held	No of shares underlying Depository Receipts	Total No of shares held	Shareholding % calculated as per SCRR 1957 As a % of (A+B+C2)	Number of Voting Rights held in each class of securities			No of shares underlying outstanding convertible securities (including warrants)	Total Shareholding as a % assuming full conversion of convertible securities (as a % of diluted share capital)	Number of Locked in shares		Number of shares pledged or otherwise encumbered		Number of equity shares held in dematerialised form			
								(IX)					(X)	(XI)	(XII)			(XIII)		(XIV)
								No of voting rights					Total as a % of total voting rights	No (a)	As a % of Total shares held (b)	No (a)		As a % of Total shares held (b)	No (a)	As a % of Total shares held (b)
Class X	Class Y	Total																		
1 Institutions																				
(a) Mutual Funds																				
(i) Others		0	48	4107218	0	0	4107218	5.46	4107218	0	4107218	5.46	0	5.46	0	0	0	4103991		
(ii)Sundaram Mutual Fund A/C Sundaram Select MIDCAP	AAATS2554B	1	1400000	0	0	1400000	1.86	1400000	0	1400000	1.86	0	1.86	0	0	0	0	1400000		
(b) Venture Capital Funds		0	0	0	0	0	0.00	0	0	0	0	0.00	0	0.00	0	0.00	0	0		
(c) Alternate Investment funds		1	20232	0	0	20232	0.03	20232	0	20232	0.03	0	0.03	0	0.00	0	0.00	20232		
(d) Foreign Institutional Investors		0	1	7095	0	0	7095	0.01	7095	0	7095	0.01	0	0.01	0	0.00	0	7095		
(e) Foreign Portfolio Investors		0	56	1808025	0	0	1808025	2.40	1808025	0	1808025	2.40	0	2.40	0	0.00	0	1807744		
(f) Financial Institutions/Banks		0	16	11492	0	0	11492	0.02	11492	0	11492	0.02	0	0.02	0	0.00	0	9307		
(g) Insurance Companies		0	5	128021	0	0	128021	0.17	128021	0	128021	0.17	0	0.17	0	0.00	0	127772		
(h) Provident /Pension Funds		0	0	0	0	0	0.00	0	0	0	0	0.00	0	0.00	0	0.00	0	0		
(i) Any Other (specify)							0.00					0.00		0.00				0		
Sub-Total (B)(1)			128	7482083	0	0	7482083	9.95	7482083	0	7482083	9.95	0	9.95	0	0.00	0	7476141		
2 Central/State Government/ President of India																				
		0	0	0	0	0	0.00	0	0	0	0	0.00	0	0	0	0.00	0	0		
Sub-Total (B)(2)		0	0	0	0	0	0.00	0	0	0	0	0.00	0	0	0	0.00	0	0		
3 Non-Institutions																				
(i) Individual shareholders holding nominal share																				
(a) capital upto Rs 2 lakhs		56055	7868172	23700	0	7891872	10.49	7868172	23700	7891872	10.49	0	10.49	0	0.00	0	0.00	5640129		
		23	1737224	0	0	1737224	2.31	1737224	0	1737224	2.31	0	2.31	0	0.00	0	0.00	1737224		
(ii) Individual shareholders holding nominal share capital in excess of Rs 2 lakhs							0.00					0.00		0.00				0		
(b) NBFCs registered with RBI		0	0	0	0	0	0.00	0	0	0	0	0.00	0	0.00	0	0.00	0	0		
(c) Employee Trusts		0	0	0	0	0	0.00	0	0	0	0	0.00	0	0.00	0	0.00	0	0		
(d) Overseas Depositories		0	0	0	0	0	0.00	0	0	0	0	0.00	0	0.00	0	0.00	0	0		
(e) Any other							0.00					0.00		0.00				0		
(i) BODIES CORPORATE							0.00					0.00		0.00				0		
Others		0	3861564	0	0	3861564	5.13	3861564	0	3861564	5.13	0	5.13	0	0.00	0	0.00	3849864		
HDFC Standard Life Insurance Company Ltd.	AAACH8755L	1	1156083	0	0	1156083	1.54	1156083	0	1156083	1.54	0	1.54	0	0.00	0	0.00	1156083		
(ii) NRI		738	253897	0	0	253897	0.34	253897	0	253897	0.34	0	0.34	0	0.00	0	0.00	250235		
(iii) Clearing Member/Corp		68	9129	0	0	9129	0.01	9129	0	9129	0.01	0	0.01	0	0.00	0	0.00	9129		
(iv) TRUST		7	6208	0	0	6208	0.01	6208	0	6208	0.01	0	0.01	0	0.00	0	0.00	6208		
(v)Overseas Bodies Corp.							0.00					0.00		0.00				0		
Other		1	64938	0	0	64938	0.09	64938	0	64938	0.09	0	0.09	0	0.00	0	0.00	64938		
Tricot Investments Ltd.	AACCT6412E	1	1711936	0	0	1711936	2.28	1711936	0	1711936	2.28	0	2.28	0	0.00	0	0.00	1711936		
(vi) IEPF A/C		1	43812	0	0	43812	0.06	43812	0	43812	0.06	0	0.06	0	0.00	0	0.00	43812		
Sub-Total (B)(3)		57433	16712963	23700	0	16736663	22.26	16712963	23700	16736663	22.26	0	22.26	0	0.00	0	0.00	14469558		
Total Public Shareholding (B) = (B)(1)+(B)(2)+(B)(3)																				
		57561	24195046	23700	0	24218746	32.20	24195046	23700	24218746	32.20	0.00	32.20	###	0.00	###	0.00	21945699		
Details of the shareholders acting as persons in Concert including their Shareholding (No and %) :																				
Details of shares which remain unclaimed may be given here along with details such as number of shareholders, outstanding shares held in demat/unclaimed suspense account, voting rights which are frozen etc :																				




Samir Hagra

TABLE II : Statement showing Shareholding Pattern of Promoter and Promoter Group

Category and Name of the Shareholders	PAN	No of shareholders	No of fully paid up equity shares held	No of partly paid-up shares held	No of shares underlying Depository Receipts	Total No of shares held	Shareholding % calculated as per SCRR 1957. As a % of (A+B+C2)	Number of Voting Rights held in each class of securities			No of shares underlying outstanding convertible securities (including warrants)	Shareholding as a % assuming full conversion of convertible securities (as a % of diluted share capital A+B+C2)	Number of Locked in shares		Number of shares pledged or otherwise encumbered		Number of equity shares held in dematerialised form	
								Class X	Class Y	Total			No (a)	As a % of Total shares held (b)	No (a)	As a % of Total shares held (b)		
(I)	(II)	(III)	(IV)	(V)	(VI)	VII = (IV+V+VI)	(VIII)				(IX)						(X)	XI = (VII+X) as a % of (A+B+C2)
								No of voting rights			Total as a % of total voting rights							
								Class X	Class Y	Total		No (a)	As a % of Total shares held (b)	No (a)	As a % of Total shares held (b)			
1 Indian																		
(a) Individuals/ HUF			0	0	0	0	0	0	0	0	0	0	0	0	0	0	0	0
(b) Central/State Governments			0	0	0	0	0	0	0	0	0	0	0	0	0	0	0	0
(c) Financial Institutions/Banks			0	0	0	0	0	0	0	0	0	0	0	0	0	0	0	0
(d) Any Other (specify)			0	0	0	0	0	0	0	0	0	0	0	0	0	0	0	0
Sub-Total (A)(1)		1	0	0	0	0	0	0	0	0	0	0	0	0	0	0	0	0
2 Foreign																		
(a) Individuals (NRI/Foreign)			0	0	0	0	0	0	0	0	0	0	0	0	0	0	0	0
(b) Government			0	0	0	0	0	0	0	0	0	0	0	0	0	0	0	0
(c) Institutions			0	0	0	0	0	0	0	0	0	0	0	0	0	0	0	0
(d) Foreign Portfolio Investor			0	0	0	0	0	0	0	0	0	0	0	0	0	0	0	0
(e) Any other																		
(i) Body Corporate																		
Timken Singapore PTE Ltd. AAECT0143J			1	50999988	0	0	50999988	67.80	50999988	0	50999988	67.80	0	67.80	0	0	0	50999988
Sub-Total (A)(2)			1	50999988	0	0	50999988	67.80	50999988	0	50999988	67.80	0	67.80	0	0	0	50999988
Total Shareholding of Promoter and Promoter Group																		
(A) = (A)(1) + (A)(2)			1	50999988	0	0	50999988	67.80	50999988	0	50999988	67.80	0	67.80	0	0	0	50999988

Note :


- PAN Would not be displayed on website of stock exchanges
- The term "encumbrance" has the same meaning as assigned under Regulation 28(3) of SEBI (Substantial Acquisition of Shares and Takeovers) Regulations,2011



Samir Hazra

TABLE IV : Statement showing Shareholding Pattern of Non Promoter - Non Public Shareholder

Category and Name of the Shareholders	PAN	No of shareholders	No of fully paid up equity share held	No of partly paid-up shares held	No of shares underlying Depository Receipts	Total No of shares held VII = (IV+V+VI)	Shareholding % calculated as per SCRR 1957 As a % of (A+B+C2)	Number of Voting Rights held in each class of securities			No of shares underlying outstanding convertible securities (including warrants)	Total Shareholding as a % assuming full conversion of convertible securities (as a % of diluted share capital)	Number of Locked in shares	Number of shares pledged or otherwise encumbered	Number of equity shares held in dematerialised form		
								Class X	Class Y	Total							
(I)	(II)	(III)	(IV)	(V)	(VI)	VII = (IV+V+VI)	(VIII)	(IX)			(X)	XI	(XII)	(XIII)	(XIV)		
								No of voting rights			Total as a % of total voting rights		As a % of Total shares held (b)		As a % of Total shares held (b)		
								Class X	Class Y	Total	Total as a % of total voting rights		No (a)	As a % of Total shares held (b)	No (a)	As a % of Total shares held (b)	
1 Custodian/DR Holder																	
(a) Name of DR Holder		0	0	0	0	0	0	0	0	0	0	0	0	0	0	0	
2 Employee Benefit Trust (under SEBI Share based employee Benefit) Regulations, 2014		0	0	0	0	0	0	0	0	0	0	0	0	0	0	0	
(a) Name																	
Total non Promoter-non-Public Shareholding (C)= (C)(1) + (C)(2)		0	0	0	0	0	0	0	0	0	0	0	0	0	0	0	



Sauvika Hagra