

TIMKEN

Soumitra Hazra

Company Secretary & Chief - Compliance

T 080 40053131

F 080 41362010

soumitra.hazra@timken.com

7 July, 2017

The Secretary
The National Stock Exchange of India Limited
Exchange Plaza,
Plot No. C/1, G-Block,
Bandra-Kurla Complex,
Bandra (E),
Mumbai-400051.

Scrip code- TIMKEN

The Secretary
BSE Limited
Phiroze Jeejeebhoy Towers,
Dalal Street, Fort,
Mumbai-400001.

Scrip Code- 522113

Dear Sirs,

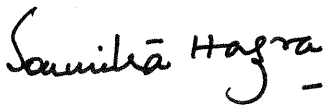
Sub: Quarterly Compliance Report on Securities & Shareholding Pattern

Pursuant to Regulation 31(1)(b) of Securities and Exchange Board of India (Listing Obligations and Disclosure Requirements) Regulations, 2015, we hereby submit Shareholding Pattern of the Company for the quarter ended 30 June, 2017.

Kindly request you to take this on record.

Thanking you,

Yours faithfully,
For Timken India Limited



Soumitra Hazra
Company Secretary
& Chief Compliance

Encl: as above

Registered office:
Timken India Limited
39-42, Electronic City
Phase II, Hosur Road
Bangalore 560 100, Karnataka
India

Format of Holding of Specified Securities

- 1 Name of the Listed entity : TIMKEN INDIA LIMITED
- 2 Scrip Code /Name of Scri/ Class of Security BSE : 522113 NSE : TIMKEN
- 3 Share Holding Pattern filed under Reg 31(1)(b) for Quarter ended June 30, 2017
- 4 **DECLARATION** : The Listed Entity is required to submit the following declaration to the extent of Submission of information :

Particulars

- | | | |
|---|---|------------|
| 1 | Whether the Listed Entity has issued any partly paid up shares ? | YES |
| 2 | Whether the Listed Entity has issued any Convertible Securities or Warrants ? | NO |
| 3 | Whether the Listed Entity has any shares against which Depository receipts are issued ? | NO |
| 4 | Whether the Listed Entity has any shares in locked-in ? | NO |
| 5 | Whether any shares held by Promoters are pledged or otherwise encumbered ? | NO |




TABLE I : Summary Statement of holding of Specified Securities

Category	(i)	(ii)	(iii)	(iv)	(v)	(vi)	(vii) = (v)+(vi)+(v)	(viii)	(ix)			(x)	(xi)=(vi)+(x)	(xii)		(xiii)	(xiv)
									No of voting rights Class X	Class Y	Total			Number of Locked in shares	As a % of Total shares held (a)		
Category of Shareholder	No of shareholders	No of fully paid up equity shares held	No of partly paid-up shares held	No of shares underlying depository Receipts	Total No of shares held	Shareholding as a % of total no of shares (as a % of A+B+C2)	Number of Voting Rights held in each class of securities			No of shares underlying securities (including warrants)	Shareholding as a % assuming full conversion of convertible securities (as a % of diluted share capital A+B+C2)	As a % of Total shares held (a)	As a % of Total shares held (b)	Number of shares pledged or otherwise encumbered	As a % of Total shares held (a)	As a % of Total shares held (b)	Number of equity shares held in dematerialised form
A Promoter & Promoter Group	I	50999988	0	0	50999988	75.00	50999988	0	50999988	0	75.00	0	0	0	0	0	50999988
B Public	51575	16975796	24200	0	16999996	25.00	16975796	24200	16999996	0	25.00	0	0	0	0	0	14668166
C Non Promoter -Non Public	NA	NA	NA	NA	NA	NA	NA	NA	NA	NA	NA	NA	NA	NA	NA	NA	NA
C1 Shares underlying DRs	NA	NA	NA	NA	NA	NA	NA	NA	NA	NA	NA	NA	NA	NA	NA	NA	NA
C2 Shares held by Employee Trusts	NA	NA	NA	NA	NA	NA	NA	NA	NA	NA	NA	NA	NA	NA	NA	NA	NA
Total	51576	67975784	24200	0	67999984	100.00	67975784	24200	67999984	0	100.00	0	0	0	0	0	65668154

Note : Promoter and Promoter Group shall have the same meaning as defined under SEBI (Issue of Capital and Disclosure Requirements) Regulations, 2009





TABLE II : Statement showing Shareholding Pattern of Promoter and Promoter Group

Category and Name of the Shareholders	PAN	No of shareholders	(VI) No of fully paid up equity shares held	(V) No of partly paid-up shares held	(VII) = (IV+V+VI) Total No of shares held	(VIII) Shareholding % calculated as per SCRR 1957 As a % of (A+B+C2)	No of voting rights		(IX) Number of Voting Rights held in each class of securities	(X) No of shares underlying outstanding convertible securities (including warrants)	Shareholding as a % assuming full conversion of convertible securities (as a % of diluted share capital A+B+C2)	(XI) As a % of Total shares held (b)		(XII) Number of Locked in shares	(XIII) Number of shares pledged or otherwise encumbered	(XIV) Number of equity shares held in dematerialised form
							Class X	Class Y/Total				(b)	(c)			
1 Indian																
(a) Individuals/ HUF		0	0	0	0	0	0	0	0	0	0	0	0	0	0	0
(b) Central/State Governments		0	0	0	0	0	0	0	0	0	0	0	0	0	0	0
(c) Financial Institutions/Banks		0	0	0	0	0	0	0	0	0	0	0	0	0	0	0
(d) Any Other (specify)		0	0	0	0	0	0	0	0	0	0	0	0	0	0	0
Sub-Total (A)(1)		1	0	0	0	0	0	0	0	0	0	0	0	0	0	0
2 Foreign																
(a) Individuals (NRU/Foreign)		0	0	0	0	0	0	0	0	0	0	0	0	0	0	0
(b) Government		0	0	0	0	0	0	0	0	0	0	0	0	0	0	0
(c) Institutions		0	0	0	0	0	0	0	0	0	0	0	0	0	0	0
(d) Foreign Portfolio Investor		0	0	0	0	0	0	0	0	0	0	0	0	0	0	0
(e) Any other		0	0	0	0	0	0	0	0	0	0	0	0	0	0	0
(i) Body Corporate																
Timken Singapore PTE Ltd. AAECT0143J		1	50999988	0	0	50999988	75.00	50999988	0	50999988	75.00	75.00	0	0	0	0
Sub-Total (A)(2)		1	50999988	0	0	50999988	75.00	50999988	0	50999988	75.00	75.00	0	0	0	0
Total Shareholding of Promoter and Promoter Group																
(A) = (A)(1) + (A)(2)		1	50999988	0	0	50999988	75.00	50999988	0	50999988	75.00	75.00	0	0	0	0

Note :

1. PAN Would not be displayed on website of stock exchanges

2. The term "encumbrance" has the same meaning as assigned under Regulation 28(3) of SEBI (Substantial Acquisition of Shares and Takeovers) Regulations, 2011



Semvika

TABLE III - Statement showing Shareholding Pattern of Public shareholder

Category and Name of the Shareholders	PAN	No of Shareholders	No of fully paid up equity shares held	No of partly paid-up shares held	No of shares underlying Depository Receipts	Total No of shares held	Shareholding % calculated as per SCRR 1957 as a % of (A+B+C2)	Number of Voting class of securities			Total as % of total voting rights	No of shares underlying convertible securities (including warrants)	Total Shareholding as a % assuming full conversion of convertible securities (as a % of diluted share capital)	Number of Locked in shares		As a % of Total shares	Number of shares pledged or otherwise encumbered		Number of equity shares held in dematerialised form
								Class X	Class Y	Total				(a)	(b)		(a)	(b)	
1 Institutions																			
(a) Mutual Funds																			
(i) Others		0	5047473	0	0	5047473	7.43	5047473	0	5047473	0	7.43	0	0	0	0	0	0	5047473
(ii) Sundaram Mutual Fund A/C Sundaram Select MIDCAP	AAATS25548	1	1450012	0	0	1450012	2.13	1450012	0	1450012	0	2.13	0	0	0	0	0	0	1450012
(b) Venture Capital Funds		0	0	0	0	0	0.00	0	0	0	0	0.00	0	0	0	0	0	0	0
(c) Alternate Investment funds		0	0	0	0	0	0.00	0	0	0	0	0.00	0	0	0	0	0	0	0
(d) Foreign Institutional Investors		0	61320	0	0	61320	0.09	61320	0	61320	0	0.09	0	0	0	0	0	0	61320
(e) Foreign Portfolio Investors		0	1280835	0	0	1280835	1.88	1280835	0	1280835	0	1.88	0	0	0	0	0	0	1280835
(f) Financial Institutions/Banks		0	22189	0	0	22189	0.03	22189	0	22189	0	0.03	0	0	0	0	0	0	22189
(g) Insurance Companies		0	0	0	0	0	0.00	0	0	0	0	0.00	0	0	0	0	0	0	0
(h) Provident/Pension Funds		0	0	0	0	0	0.00	0	0	0	0	0.00	0	0	0	0	0	0	0
(i) Any Other (specify)		0	0	0	0	0	0.00	0	0	0	0	0.00	0	0	0	0	0	0	0
Sub-Total [B](1)		115	7861829	0	0	7861829	11.56	7861829	0	7861829	0	11.56	0	0.00	0.00	0.00	0.00	0	7861569
2. Central/State Government/																			
President of India																			
Sub-Total [B](2)		0	0	0	0	0	0.00	0	0	0	0	0.00	0	0.00	0.00	0.00	0.00	0	0
3 Non-institutions																			
(i) Individual shareholders																			
Holding nominal share capital																			
(a) upto Rs 2 lakhs		50162	7010948	24200	0	7035148	10.35	7010948	24200	7035148	0	10.35	0	0.00	0.00	0.00	0.00	0	4715984
(ii) Individual shareholders holding nominal share capital in excess of Rs 2 lakhs		9	390160	0	0	390160	0.57	390160	0	390160	0	0.57	0	0	0	0	0	0	390160
(b) NBFCs registered with RBI		0	0	0	0	0	0.00	0	0	0	0	0.00	0	0	0	0	0	0	0
(c) Employee Trusts		0	0	0	0	0	0.00	0	0	0	0	0.00	0	0	0	0	0	0	0
(d) Overseas Depositories		0	0	0	0	0	0.00	0	0	0	0	0.00	0	0	0	0	0	0	0
(e) Any other		535	1402454	0	0	1402454	2.06	1402454	0	1402454	0	2.06	0	0	0	0	0	0	1391237
(i) BODIES CORPORATE		703	293192	0	0	293192	0.43	293192	0	293192	0	0.43	0	0	0	0	0	0	293003
(ii) NRI		46	11363	0	0	11363	0.02	11363	0	11363	0	0.02	0	0	0	0	0	0	11363
(iii) Clearing Member/Corp		5	5850	0	0	5850	0.01	5850	0	5850	0	0.01	0	0	0	0	0	0	5850
(iv) TRUST		51460	9113967	24200	0	9138167	13.44	9113967	24200	9138167	0	13.44	0	0	0	0	0	0	6805597
Sub-Total [B](3)		51460	9113967	24200	0	9138167	13.44	9113967	24200	9138167	0	13.44	0	0.00	0.00	0.00	0.00	0	6805597
Total Public Shareholding																			
(B) = [B](1)+[B](2)+[B](3)		51575	16975796	24200	0	16999996	25.00	16975796	24200	16999996	0	25.00	0	0.00	0.00	0.00	0.00	0	14668166
Details of the shareholders acting as persons in Concert including their Shareholding (No and %) :																			
Details of shares which remain unclaimed may be given here along with details such as number of shareholders, outstanding shares held in demat/unclaimed suspense account, voting rights which are frozen etc. :																			




TABLE IV : Statement showing Shareholding Pattern of Non Promoter - Non Public Shareholder

(f) Category and Names of the Shareholders	(g) PAN	(h) No of shareholders	(i) No of fully paid up equity shares held	(j) No of partly paid-up shares held	(k) No of shares underlying Depository Receipts	(l) Total No of shares held (i)+(j)+(k)+(l)	(m) Shareholding % calculated as per SCRR 1957 As a % of (A+B+C2)	(n) Number of Voting Rights held in each class of securities			(o) No of shares underlying outstanding convertible securities (including warrants)	(p) Total Shareholding as a % assuming full conversion of convertible securities (as a % of diluted share capital)	(q) Number of Locked in shares		(r) Number of shares pledged or otherwise encumbered		(s) Number of equity shares held in dematerialised form
								(1) No of voting rights Class X	(2) Class Y	(3) Total			(4) Total as a % of total voting rights	(5) As a % of Total shares held (b)	(6) No	(7) As a % of Total shares held (b)	
1 Custodian/DR Holder																	
(a) Name of DR Holder			0	0	0	0	0	0	0	0	0	0	0	0	0	0	0
2 Employee Benefit Trust																	
(a) Name			0	0	0	0	0	0	0	0	0	0	0	0	0	0	0
Total non Promoter-non-Public Shareholding. (C)=(C)(1) + (C)(2)																	
0 0 0 0 0 0 0 0 0 0 0 0 0 0 0 0 0 0																	

