

TIMKEN INDIA LIMITED

Regd. Office: 39-42, Electronic City Phase II, Hosur Road, Bangalore - 560 100

Tel : +91 80 4136 2000 Fax : +91 80 4136 2010

CIN : L29130KA1996PLC048230 Website: www.timken.com/en-in.



STATEMENT OF AUDITED FINANCIAL RESULTS FOR THE QUARTER AND YEAR ENDED 31 MARCH 2017

(Rs. In Lakhs except as stated)

Sl. No	Particulars	3 months ended	Preceding 3	Corresponding 3	Year ended	Year ended
		31/03/2017	months ended	months ended in the	31/03/2017	31/03/2016
		Audited	(Unaudited)	Audited	(Audited)	(Audited)
		(refer Note 8)		(refer Note 8)		
1	Revenue					
	(a) Net Sales from operations	27,580	24,449	28,897	111,722	110,966
	(b) Other income	434	221	72	992	582
	Total income	28,014	24,670	28,969	112,714	111,548
2	Expenses					
	(a) Cost of materials consumed	9,794	6,382	8,254	33,475	37,509
	(b) Purchase of stock-in-trade	4,823	7,903	6,999	28,235	27,696
	(c) Changes in inventories of finished goods, Traded Goods and Work-in-progress and excise duty movement in finished goods stock	305	366	463	886	(2,061)
	(d) Excise duty on sale of goods (refer note 5)	1,534	1,352	1,606	5,104	5,883
	(e) Finance costs	22	23	44	84	92
	(f) Employee benefits expenses	1,939	1,712	1,832	7,371	6,818
	(g) Depreciation & amortization expense	798	694	718	2,809	2,247
	(h) Other expenses	5,324	4,356	4,944	20,052	18,897
	Total Expenses	24,639	22,788	24,860	98,896	97,083
3	Profit before Exceptional items & tax (1-2)	3,375	1,882	4,109	13,818	14,465
4	Exceptional item	-	-	(202)	-	301
5	Profit before Tax (3-4)	3,375	1,882	4,311	13,818	14,164
6	Tax Expense					
	- Current tax including tax relating to earlier years	464	602	1,588	4,076	4,921
	- Deferred tax charge / (credit)	340	(48)	56	22	62
	Net tax expenses	804	554	1,644	4,098	4,983
7	Net Profit after tax (5-6)	2,571	1,328	2,667	9,720	9,181
8	Other comprehensive income					
	Items not to be reclassified to profit or loss in subsequent periods:					
	(i) Re-measurement gains/ (losses) on defined benefit plans	(213)	14	105	(174)	9
	(ii) Income tax effect on above	74	(6)	(36)	60	(3)
	Total other comprehensive income	(139)	9	69	(114)	6
9	Total comprehensive income	2,432	1,337	2,736	9,606	9,187
10	Paid-up equity share capital - (of Rs 10/- each)	6,799	6,799	6,799	6,799	6,799
11	Other Equity				54,988	46,204
12	Earnings per Share (of Rs 10/- each) (Basic & Diluted) Rs. /not annualised	3.78*	1.95*	4.04*	14.30	13.50

(See accompanying notes to the financial results)

Notes:

- (1) The above financial results have been reviewed by the Audit Committee and approved by the Board of Directors of the Company at their respective meetings held on May 24, 2017.
- (2) The financial results of the Company have been prepared in accordance with the Indian Accounting Standards ("Ind-AS") as prescribed under section 133 of the Companies Act, 2013 read with Companies (Indian Accounting Standards) Rules, 2015, as amended. The Company adopted Ind-AS from April 1, 2016 with the date of transition as April 1, 2015. Financial Results for all the periods presented have been prepared in accordance with the recognition and measurement principles of Ind-AS.
- (3) Reconciliation between financial results previously reported (referred to as "Previous GAAP") and as per Ind AS for the quarter and year ended March 31, 2016 is presented as under :

(Rs in Laacs)


	Quarter ended 31-03-2016	Year ended 31-03-2016
Net Profit as under Previous GAAP	2,750	9,191
Ind AS adjustments		
i Actuarial (loss)/gain transferred to Other Comprehensive Income	105	(9)
ii Expected credit loss (net) on financial assets	(10)	(4)
iii Deferred tax (charge)/ credit	(13)	5
iv Others	1	(2)
Net Profit under Ind AS (After Tax)	2,667	9,181
Other Comprehensive Income (net of tax)	69	6
Total Comprehensive Income under Ind AS	2,736	9,187

- (4) Reconciliation between Total equity previously reported (referred to as "Previous GAAP") and Ind-AS for the year is presented as under :

Particulars	Rupees in Laacs
Equity as on March 31, 2016 under Previous GAAP	52,213
Reversal of proposed dividend (including dividend distribution tax)	822
Discounting of Interest free Security deposit	(8)
Expected credit loss (net) on financial assets	(42)
Actuarial loss on employee defined benefit plan recognised in OCI	(9)
Deferred tax charge	21
Other Comprehensive income (net of tax)	6
Equity as on March 31, 2016 under Ind-AS	53,003

- (5) Revenue from operations have been presented in accordance with Ind AS 18. Excise duty collected on sale of goods has been presented as an expense.
- (6) The Company has reviewed the disclosure of operating segment wise information and is of the view that it manufactures and trades in bearings and related components, and provides services in connection with or incidental to such sales ('Bearings and components'). 'Bearings and components' is the only reportable segment in terms of Ind AS-108, hence no separate segment information is presented herein.
- (7) The statement of assets and liabilities as at March 31, 2017 is given in Annexure - A.
- (8) The figures for the quarters ended March 31, 2017 and March 31, 2016 are the balancing figures between audited figures in respect of full financial years ended March 31, 2017 and March 31, 2016 respectively and the unaudited published year to date figures upto December 31, 2016 and December 31, 2015 respectively, being the end of the third quarter of the respective financial year, which was subjected to Limited Review.
- (9) There were no exceptional items during the quarter and year ended March 31, 2017.
- (10) The Board has recommended, subject to approval of the members of the Company at ensuing Annual General Meeting, payment of dividend of Re 1/- (PY Re 1/-) per equity share of Rs 10 each.
- (11) Mr. Sanjay Koul (DIN: 05159352) has been re-appointed as Managing Director under the designation "Chairman & Managing Director" w.e.f. 26 October, 2017 for further period of 5 years subject to approval of the members of the Company.

Bangalore
May 24, 2017

By the Order of the Board

 Sanjay Koul
 Chairman & Managing Director
 DIN 05159352

TIMKEN INDIA LIMITED

Regd. Office: 39-42, Electronic City Phase II, Hosur Road, Bangalore - 560 100


Annexure-A

STATEMENT OF ASSETS AND LIABILITIES AS AT 31 MARCH 2017

(Rs.in Lakhs)

Particulars	As at 31/03/2017	As at 31/03/2016
	(Audited)	(Audited)
ASSETS		
Non-current Assets		
(a) Property, plant and equipment	23,058	13,680
(b) Capital Work-in-Progress	5,813	2,101
(c) Intangible Assets	4	37
(d) Intangible assets under development	-	5
(e) Financial assets		
(i) Investments	3	3
(ii) Trade receivables	141	85
(iii) Loans	305	277
(f) Deferred tax assets (Net)	322	344
(g) Other Non-current assets	2,683	3,661
	32,329	20,193
Current Assets		
(a) Inventories	18,803	18,594
(b) Financial assets		
(i) Investments	9,055	3,835
(ii) Trade receivables	19,207	19,295
(iii) Cash and cash equivalents	1,466	2,881
(iv) Bank balances other than (iii) above	369	357
(v) Loans	14	16
(vi) Other current financial assets	530	715
(c) Other current assets	5,497	4,243
	54,941	50,038
Total Assets	87,270	70,231
EQUITY AND LIABILITIES		
Equity		
(a) Equity Share Capital	6,799	6,799
(b) Other Equity	54,986	46,204
Total Equity	61,787	53,003
LIABILITIES		
Non-current Liabilities		
(a) Long term provisions	344	304
(b) Other non-current liabilities	1,830	182
	2,174	486
Current Liabilities		
(a) Financial liabilities		
(i) Short term borrowings	840	430
(ii) Trade payables	14,943	11,300
(iii) Other Current Financial Liabilities	3,740	1,698
(b) Other Current Liabilities	1,180	1,230
(c) Short-term Provisions	2,606	2,084
	23,309	16,742
Total Liabilities	25,483	17,228
Total Equity and Liabilities	87,270	70,231

By the Order of the Board



 Sanjay Koul
 Chairman & Managing Director
 DIN 05159352

Bangalore
May 24, 2017

Auditor's Report On Quarterly Financial Results and Year to Date Results of the Company Pursuant to the Regulation 33 of the SEBI (Listing Obligations and Disclosure Requirements) Regulations, 2015

To
**Board of Directors of
Timken India Limited**

1. We have audited the accompanying statement of quarterly financial results of Timken India Limited ('the Company') for the quarter ended March 31, 2017 and for the year ended March 31, 2017, attached herewith, being submitted by the Company pursuant to the requirement of Regulation 33 of the SEBI (Listing Obligations and Disclosure Requirements) Regulations, 2015, read with SEBI Circular No. CIR/CFD/FAC/62/2016 dated July 5, 2016. The quarterly financial results are the derived figures between the audited figures in respect of the year ended March 31, 2017 and the published year-to-date figures up to December 31, 2016, being the date of the end of the third quarter of the current financial year, which were audited by us. The financial results for the quarter ended March 31, 2017 and year to date ended March 31, 2017 have been prepared on the basis of the financial results for the nine-months period ended December 31, 2016, the audited annual Ind AS financial statements as at and for the year ended March 31, 2017, and the relevant requirements of Regulation 33 of the SEBI (Listing Obligations and Disclosure Requirements) Regulations, 2015 read with SEBI Circular No. CIR/CFD/FAC/62/2016 dated July 5, 2016, which are the responsibility of the Company's management and have been approved by the Board of Directors of the Company. Our responsibility is to express an opinion on these financial results based on our audit of the financial results for the nine-months period ended December 31, 2016 which was prepared in accordance with the recognition and measurement principles laid down in Indian Accounting Standard (Ind AS) 34 Interim Financial Reporting, specified under Section 133 of the Companies Act 2013 read with relevant rules issued thereunder and other accounting principles generally accepted in India; our audit of the annual Ind AS financial statements as at and for the year ended March 31, 2017; and the relevant requirements of Regulation 33 of the SEBI (Listing Obligations and Disclosure Requirements) Regulations, 2015, read with SEBI Circular No. CIR/CFD/FAC/62/2016 dated July 5, 2016.
2. We conducted our audit in accordance with the auditing standards generally accepted in India. Those standards require that we plan and perform the audit to obtain reasonable assurance about whether the financial results are free of material misstatements. An audit includes examining, on a test basis, evidence supporting the amounts disclosed as financial results. An audit also includes assessing the accounting principles used and significant estimates made by management. We believe that our audit provides a reasonable basis for our opinion.



S.R. BATLIBOI & CO. LLP

Chartered Accountants

3. In our opinion and to the best of our information and according to the explanations given to us, these quarterly financial results as well as the year to date results:
 - i. are presented in accordance with the requirements of Regulation 33 of the SEBI (Listing Obligations and Disclosure Requirements) Regulations, 2015 read with SEBI Circular No. CIR/CFD/FAC/62/2016 dated July 5, 2016, in this regard; and
 - ii. give a true and fair view of the net profit and other financial information for the quarter ended March 31, 2017 and for the year ended March 31, 2017.

4. Further, read with paragraph 1 above, we report that the figures for the quarter ended March 31, 2017 represent the derived figures between the audited figures in respect of the financial year ended March 31, 2017 and the published year-to-date figures up to December 31, 2016, being the date of the end of the third quarter of the current financial year, as required under Regulation 33 of the SEBI (Listing Obligations and Disclosure Requirements) Regulations, 2015 read with SEBI Circular No. CIR/CFD/FAC/62/2016 dated July 5, 2016.

For S.R. BATLIBOI & CO. LLP

Chartered Accountants

ICAI Firm Registration Number: 301003E/E300005



per **Kamal Agarwal**
Partner

Membership No.: 058652

Place: Bangalore

Date: May 24, 2017