


Introductory sub-table (I)(a)


Name of the Company : TIMKEN INDIA LIMITED			
Scrip Code : BSE: 522113			
Name of the scrip : NSE : TIMKEN			
Class of security : EQUITY			
Quarter Ended : 31.12.2013			
Partly paid-up shares:-	No. of partly paid-up shares	As a % of total no. of partly paid-up shares	As a % of total no. of shares of the company
Held by promoter/promoter group	NIL	0.00	0.00
Held by public	26800	100.00	0.04
Total - D	26800	100.00	0.04
Outstanding convertible securities:-	No. of outstanding securities	As a % of total no. of outstanding convertible securities	As a % of total no. of shares of the company, assuming full conversion of the convertible securities

Soumitra Hazra



TIMKEN


Held by promoter/promoter group	0	0.00	0.00
Held by public	0	0.00	0.00
Total - E	0	0.00	0.00
Warrants:-	No. of warrants	As a % of total no. of warrants	As a % of total no. of shares of the company, assuming full conversion of warrants
Held by promoter/promoter group	0	0.00	0.00
Held by public	0	0.00	0.00
Total - F	0	0.00	0.00
Total paid-up capital of the company, assuming full conversion of warrants and convertible securities	Rs.679878340 (67999984 Shares of Rs.10/- each less Calls in Arrears Rs.121500)		



TIMKEN



Statement Showing Shareholding Pattern

Category code	Category of Shareholder	No of Shareholders	Table (I)(a)		Total shareholding as a percentage of total number of shares		Shares Pledged or otherwise encumbered	
			Total number of shares	Number of shares held in dematerialized form	As a percentage of (A+B) ¹	As a percentage of (A+B+C)	No of shares	As a percentage
(I)	(II)	(III)	(IV)	(V)	(VI)	(VII)	(VIII)	(IX)= (VIII)/(IV) * 100
(A)	Shareholding of Promoter and Promoter Group²							
1	Indian							
(a)	Individuals/ Hindu Undivided Family				0.00	0.00		
(b)	Central Government/ State Government(s)				0.00	0.00		
(c)	Bodies Corporate				0.00	0.00		
(d)	Financial Institutions/ Banks				0.00	0.00		
(e)	Any Others(Specify)				0.00	0.00		
(e-i)					0.00	0.00		
(e-ii)					0.00	0.00		
	Sub Total(A)(1)	0	0	0	0.00	0.00	0	0.00




TIMKEN

2	Foreign							
a	Individuals (Non-Residents Individuals/ Foreign Individuals)				0.00	0.00		
b	Bodies Corporate	1	50999988	50999988	75.00	75.00	NIL	NIL
c	Institutions				0.00	0.00		
d	Qualified Foreign Investor							
e	Any Others(Specify)				0.00	0.00		
(e-i)					0.00	0.00		
(e-ii)					0.00	0.00		
	Sub Total(A)(2)	1	50999988	50999988	75.00	75.00	NIL	NIL
	Total Shareholding of Promoter and Promoter Group (A)= (A)(1)+(A)(2)	1	50999988	50999988	75.00	75.00	NIL	NIL

TIMKEN

(B)	Public shareholding						N.A	N.A
1	Institutions							
(a)	Mutual Funds/ UTI	11	2539829	2539829	3.74	3.74		
(b)	Financial Institutions / Banks	11	12597	12337	0.02	0.02		
(c)	Central Government/ State Government(s)							
(d)	Venture Capital Funds							
(e)	Insurance Companies							
(f)	Foreign Institutional Investors	12	4130111	4130111	6.07	6.07		
(g)	Foreign Venture Capital Investors							
(h)	Qualified Foreign Investor							
(i)	Any Other (specify)							
(i-i)								
(i-ii)								
	Sub-Total (B)(1)	34	6682537	6682277	9.83	9.83	0	0.00
B 2	Non-institutions						N.A	N.A
(a)	Bodies Corporate	606	1218357	1206990	1.79	1.79		
(b)	Individuals							
	Individuals -i. Individual shareholders holding nominal share capital up to Rs 1 lakh	52930	7956308	5309246	11.70	11.70		




 Samintha

TIMKEN


ii	ii. Individual shareholders holding nominal share capital in excess of Rs. 1 lakh.	23	863999	863999	1.27	1.27		
(c)	Qualified Foreign Investor	0	0	0	0.00	0.00		
(d)	Any Other (specify)							
(d-i)	Non-Resident Individuals	242	124099	122656	0.18	0.18		
(d-ii)	Clearing Member	258	154196	154196	0.23	0.23		
(d-iii)	Trust	1	500	500	0.00	0.00		
	Sub-Total (B)(2)	54060	10317459	7657587	15.17	15.17	0	0.00
(B)	Total Public Shareholding (B)= (B)(1)+(B)(2)	54094	16999996	14339864	25.00	25.00	0	0.00
	TOTAL (A)+(B)	54095	67999984	65339852	100.00	100.00	0	0.00
(C)	Shares held by Custodians and against which Depository Receipts have been issued							
1	Promoter and Promoter Group							
2	Public.							
	Sub-Total (C)	0	0	0	0.00	0.00	0	0.00
	GRAND TOTAL (A)+(B)+(C)	54095	67999984	65339852	100.00	100.00	0	0.00

Samikā



TINKEN

SL. No.	Notes
	NIL



TIMKEN

(I)(b) Statement showing holding of securities (including shares, warrants, convertible securities) of persons belonging to the category "Promoter and Promoter Group"											
Sr. No.	Name of the share holder	Details of Shares held		Encumbered shares (*)			Details of warrants		Details of convertible securities		Total share (including underlying shares assuming full conversion of warrant and convertible securities) as a % of diluted share capital
		No of shares held	As a % of grand total (A) + (B) + (C)	No.	As a %	As a % of grand total (A)+(B) + (C) of sub-clause (I)(a)	No. of warrants held	As a % total number of warrants of the same class	No of convertible securities held	As a % total number of convertible securities of the same class	
(I)	(II)	(III)	(IV)	(V)	$\frac{(VI)=(V)}{(III)*100}$	(VII)	(VIII)	(IX)	(X)	(XI)	(XII)
1	TIMKEN SINGAPORE PTE LTD.	50999988	75.00	NA	NA	0.00	0	0.00	0	0.00	75.00

Sannibā



TIMKEN

Statement showing holding of securities (including shares, warrants, convertible securities) of persons belonging to the category "Public" and holding more than 1% of the total number of shares								
(I)(c)(i)								
Sr. No.	Name of the shareholder	Number of shares held	Shares as a percentage of total number of shares {i.e., Grand Total (A)+(B)+(C) indicated in Statement at para (I)(a) above}	Details of warrants		Details of convertible securities		Total shares (including underlying shares assuming full conversion of warrants and convertible securities) as a % of diluted share capital
				No. of warrants held	As a % total number of warrants of the same class	No. of convertible securities held	% w.r.t total number of convertible securities of the same class	
1	ICICI PRUDENTIAL DISCOVERY FUND	951555	1.40	0	0.00	0	0.00	1.40
2	ACACIA BANYAN PARTNERS	1102320	1.62	0	0.00	0	0.00	1.62
3	ACACIA INSTITUTIONAL PARTNERS, LP	1030371	1.51	0	0.00	0	0.00	1.51
4	ACACIA PARTNERS, LP	969605	1.43	0	0.00	0	0.00	1.43
	TOTAL	4053851	5.96	0	0.00	0	0.00	5.96


Note : (*) - More than one folio clubbed

TIMKEN

(I)(c)(ii)	Statement showing holding of securities (including shares, warrants, convertible securities) of persons (together with PAC) belonging to the category "Public" and holding more than 5% of the total number of shares of the company
------------	---


Sr. No.	Name(s) of the shareholder(s) and the Persons Acting in Concert (PAC) with them	Number of shares	Shares as a percentage of total number of shares {i.e., Grand Total (A)+(B)+(C) indicated in Statement at para (I)(a) above}	Details of warrants		Details of convertible securities		Total shares (including underlying shares assuming full conversion of warrants and convertible securities as a % of diluted share capital)
				No. of warrants	As a % total number of warrants of the same class	Number of convertible securities held	% w.r.t total number of convertible securities of the same class	
1	NA	0	0.00	0	0.00	0	0.00	0.00
TOTAL		0	0.00	0	0.00	0	0.00	0.00

Note : (*) - More than one folio clubbed



TIMKEN

(I)(d) Statement showing details of locked-in shares				
Sr. No.	Name of the shareholder	Number of locked-in shares	Locked-in shares as a percentage of total number of shares {i.e., Grand Total (A)+(B)+(C) indicated in Statement at para (I)(a) above}	Promoter/Promoter Group/Public
1	N.A		0.00	
TOTAL		0	0.00	

Sumanth


TIMKEN

(II)(a) Statement showing details of Depository Receipts (DRs)

Sr. No.	Type of outstanding DR (ADRs, GDRs, SDRs, etc.)	Number of outstanding DRs	Number of shares underlying outstanding DRs	Shares underlying outstanding DRs as a percentage of total number of shares {i.e., Grand Total (A)+(B)+(C) indicated in Statement para (I)(a) above}
1	N.A	N.A		0.00
TOTAL		0	0	0.00

Sunil Kumar


TIMKEN

(II)(b) Statement showing holding of Depository Receipts (DRs), where underlying shares held by "promoter/promoter group" are in excess of 1% of the total number of shares				
Sr. No.	Name of the DR Holder	Type of outstanding DR (ADRs, GDRs, SDRs, etc.)	Number of shares underlying outstanding DRs	Shares underlying outstanding DRs as percentage of total number of shares {i.e., Grand Total (A)+(B)+(C) indicate in Statement at par (I)(a) above}
1	N.A	N.A		0.00
TOTAL			0	0.00



 39-42, Electronic City, Phase II, Hosur Road, BANGALORE - 560 100