


## Introductory sub-table (I)(a)


Name of the Company : TIMKEN INDIA LIMITED			
Scrip Code : BSE 522113			
Name of the scrip : NSE : TIMKEN			
Class of security : EQUITY			
Quarter ended : 31.12.2011			
<b>Partly paid-up shares:-</b>	<b>No. of partly paid-up shares</b>	<b>As a % of total no. of partly paid-up shares</b>	<b>As a % of total no. of shares of the company</b>
Held by promoter/promoter group	NIL	0.00	0.00
Held by public	28700	100.00	0.05
<b>Total - D</b>	<b>28700</b>	<b>100.00</b>	<b>0.05</b>
<b>Outstanding convertible securities:-</b>	<b>No. of outstanding securities</b>	<b>As a % of total no. of outstanding convertible securities</b>	<b>As a % of total no. of shares of the company, assuming full conversion of the convertible securities</b>
Held by promoter/promoter group	0	0.00	0.00
Held by public	0	0.00	0.00
<b>Total - E</b>	<b>0</b>	<b>0.00</b>	<b>0.00</b>
<b>Warrants:-</b>	<b>No. of warrants</b>	<b>As a % of total no. of warrants</b>	<b>As a % of total no. of shares of the company, assuming full conversion of warrants</b>
Held by promoter/promoter group	0	0.00	0.00
Held by public	0	0.00	0.00
<b>Total - F</b>	<b>0</b>	<b>0.00</b>	<b>0.00</b>
<b>Total paid-up capital of the company, assuming full conversion of warrants and convertible securities</b>	<b>Rs.637220000 (63734850 Shares of Rs.10/- each less Calls in Arrears Rs.128500)</b>		

*Samir H*




Statement Showing Shareholding Pattern								
Category code	Category of Shareholder	Number of Shareholders	Table (I)(a)		Total shareholding as a percentage of total number of shares		Shares Pledged or otherwise encumbered	
			Total number of shares	Number of shares held in dematerialized form	As a percentage of (A+B) <sup>1</sup> (vi)	As a percentage of (A+B+C) (vii)	Number of shares (viii)	As a percentage (ix)= (viii)/(iv)*100
(i)	(ii)	(iii)	(iv)	(v)	(vi)	(vii)	(viii)	(ix)
(A)	Shareholding of Promoter and Promoter Group <sup>2</sup>							
1	Indian						N.A	N.A
(a)	Individuals/ Hindu Undivided Family					0.00	0.00	
(b)	Central Government/ State Government(s)					0.00	0.00	
(c)	Bodies Corporate					0.00	0.00	
(d)	Financial Institutions/ Banks					0.00	0.00	
(e)	Any Others(Specify)					0.00	0.00	
	Sub Total(A)(1)	0	0	0	0.00	0.00	0	0.00
2	Foreign							
a	Individuals (Non-Residents Individuals/ Foreign Individuals)					0.00	0.00	
b	Bodies Corporate	1	50999988	50999988	80.02	80.02	NIL	NIL
c	Institutions					0.00	0.00	
d	Any Others(Specify)					0.00	0.00	
(d-i)						0.00	0.00	
(d-ii)						0.00	0.00	
	Sub Total(A)(2)	1	50999988	50999988	80.02	80.02	NIL	NIL
	Total Shareholding of Promoter and Promoter Group (A)= (A)(1)+(A)(2)	1	50999988	50999988	80.02	80.02	NIL	NIL
(B)	Public shareholding						N.A	N.A
1	Institutions							
(a)	Mutual Funds/ UTI	12	2295788	2295788	3.60	3.60		
(b)	Financial Institutions / Banks	10	8568	8308	0.01	0.01		
(c)	Central Government/ State Government(s)					0.00	0.00	
(d)	Venture Capital Funds					0.00	0.00	
(e)	Insurance Companies							
(f)	Foreign Institutional Investors	17	795187	795187	1.25	1.25		
(g)	Foreign Venture Capital Investors					0.00	0.00	
(h)	Any Other (specify)					0.00	0.00	
	Sub-Total (B)(1)	39	3099543	3099283	4.86	4.86	0	0.00
B.2	Non-Institutions						N.A	N.A
(a)	Bodies Corporate	646	1039470	1026953	1.63	1.63		
(b)	Individuals							
i	Individuals -i. Individual shareholders holding nominal share capital up to Rs 1 lakh	52353	7607144	4791772	11.94	11.94		
ii	ii. Individual shareholders holding nominal share capital in excess of Rs. 1 lakh.	28	839091	839091	1.32	1.32		
(c)	Any Other (specify)							
(c-i)	Non-Resident Individuals	192	70037	68594	0.11	0.11		
(c-ii)	Clearing Member	97	74927	74927	0.12	0.12		
(c-iii)	Trust	3	4650	4650	0.01	0.01		
	Sub-Total (B)(2)	53319	9635319	6805987	15.12	15.12	0	0.00
(B)	Total Public Shareholding (B)= (B)(1)+(B)(2)	53358	12734862	9905270	19.98	19.98	0	0.00
	TOTAL (A)+(B)	53359	63734850	60905258	100.00	100.00	0	0.00
(C)	Shares held by Custodians and against which Depository Receipts have been issued							
1	Promoter and Promoter Group							
2	Public							
	Sub-Total (C)	0	0	0	0.00	0.00	0	0.00
	GRAND TOTAL (A)+(B)+(C)	53359	63734850	60905258	100.00	100.00	0	0.00

Sannitā Hagg



SL. No.	Notes

*Sanmitra Ho...*



(D)(b) Statement showing holding of securities (including shares, warrants, convertible securities) of persons belonging to the category "Promoter and Promoter Group"

Sr. No.	Name of the shareholder	Details of Shares held		Encumbered shares (*)			Details of warrants		Details of convertible securities		Total shares (including underlying full conversion of warrants and convertible securities) as a % of diluted share capital
		Number of shares held	As a % of grand total (A)+(B)+(C)	No.	As a percentage	As a % of grand total (A)+(B)+(C) of sub-clause (I)(a)	Number of warrants held	As a % total number of warrants of the same class	Number of convertible securities held	As a % total number of convertible securities of the same class	
1	(H) Tinken (Mauritius) Limited	(III) 50999988	(IV) 80.02	(V) NA	(VI)=(V)/(III)*100 NA	(VII) 0.00	(VIII) 0	(IX) 0.00	(X) 0	(XI) 80.02	
	<b>TOTAL</b>	50999988	80.02	0	0.00	0.00	0	0.00	0	80.02	
	Note : (*) - More than one folio clubbed										

(\*) The term "encumbrance" has the same meaning as assigned to it in regulation 28(3) of the SAST Regulations, 2011



*Sanjiv*











