


Introductory sub-table (I)(a)

Name of the Company : TIMKEN INDIA LIMITED			
Scrip Code : BSE: 522113			
Name of the scrip : NSE : TIMKEN			
Class of security : EQUITY			
Quarter Ended 31.03.2013			
Partly paid-up shares:-	No. of partly paid-up shares	As a % of total no. of partly paid-up shares	As a % of total no. of shares of the company
Held by promoter/promoter group	NIIL	0.00	0.00
Held by public	26800	100.00	0.04
Total - D	26800	100.00	0.04
Outstanding convertible securities:-	No. of outstanding securities	As a % of total no. of outstanding convertible securities	As a % of total no. of shares of the company, assuming full conversion of the convertible securities
Held by promoter/promoter group	0	0.00	0.00
Held by public	0	0.00	0.00
Total - E	0	0.00	0.00



Samirha


Warrants:-	No. of warrants	As a % of total no. of warrants	As a % of total no. of shares of the company, assuming full conversion of warrants
Held by promoter/promoter group	0	0.00	0.00
Held by public	0	0.00	0.00
Total - F	0	0.00	0.00
Total paid-up capital of the company, assuming full conversion of warrants and convertible securities	Rs.637227000 (63734850 Shares of Rs.10/- each less Calls in Arrears Rs.121500)		



Savitri

Statement Showing Shareholding Pattern

Category code	Category of Shareholder	Number of Shareholders	Table (I)(a)			Shares Pledged or otherwise encumbered		
			Total number of shares	Number of shares held in dematerialized form	Total shareholding as a percentage of total number of shares		Number of shares	As a percentage
					As a percentage of (A+B) ¹	As a percentage of (A+B+C)		
(I)	(II)	(III)	(IV)	(V)	(VI)	(VII)	(VIII)	(IX) = (VIII)/(IV)*100
(A)	Shareholding of Promoter and Promoter Group ²							
1	Indian							
(a)	Individuals/ Hindu Undivided Family							
(b)	Central Government/ State Government(s)				0.00	0.00		
(c)	Bodies Corporate				0.00	0.00		
(d)	Financial Institutions/ Banks				0.00	0.00		
(e)	Any Others(Specify)				0.00	0.00		
(e-i)					0.00	0.00		
(e-ii)					0.00	0.00		
	Sub Total(A)(1)	0	0	0	0.00	0.00	0	0.00
2	Foreign							
a	Individuals (Non-Residents Individuals/ Foreign Individuals)							
b	Bodies Corporate	1	50999988	50999988	80.02	80.02	NIL	NIL




Sannidha H

c	Institutions													
d	Qualified Foreign Investor							0.00						0.00
e	Any Others(Specify)							0.00						0.00
	Sub Total(A)(2)	1	50999988	50999988	50999988			80.02		80.02	80.02	80.02	80.02	80.02
	Total Shareholding of Promoter and Promoter Group (A)=(A)(1)+(A)(2)	1	50999988	50999988	50999988			80.02		80.02	80.02	80.02	80.02	80.02
(B)	Public shareholding													
1	Institutions													N.A
(a)	Mutual Funds/ UTI	9	811374	811374	811374			1.27		1.27			1.27	
(b)	Financial Institutions / Banks	11	28621	28361	28361			0.05		0.05			0.05	
(c)	Central Government/ State Government(s)													
(d)	Venture Capital Funds													
(e)	Insurance Companies													
(f)	Foreign Institutional Investors	10	384534	384534	384534			0.60		0.60			0.60	
(g)	Foreign Venture Capital Investors													
(h)	Qualified Foreign Investor													
(i)	Any Other (specify)													
	Sub-Total (B)(1)	30	1224529	1224269	1224269			1.92		1.92	1.92	1.92	1.92	0.00
B 2	Non-institutions													N.A
(a)	Bodies Corporate	725	1498152	1486735	1486735			2.35		2.35			2.35	
(b)	Individuals													
i	Individuals -i. Individual shareholders holding nominal share capital up to Rs 1 lakh	55582	8674347	5981773	5981773			13.61		13.61			13.61	



Samihā

ii.	Individual shareholders holding nominal share capital in excess of Rs. 1 lakh.	32	1043128	1043128	1.64	1.64	
(c)	Qualified Foreign Investor	0	0	0	0.00	0.00	
(d)	Any Other (specify)						
(d-i)	Non-Resident Individuals	286	182492	181049	0.29	0.29	
(d-ii)	Clearing Member	155	108364	108364	0.17	0.17	
(d-iii)	Trust	3	3850	3850	0.00	0.00	
	Sub-Total (B)(2)	56783	11510333	8804899	18.06	18.06	0.00
(B)	Total Public Shareholding (B)= (B)(1)+(B)(2)	56813	12734862	10029168	19.98	19.98	0.00
	TOTAL (A)+(B)	56814	63734850	61029156	100.00	100.00	0.00
(C)	Shares held by Custodians and against which Depository Receipts have been issued						
1	Promoter and Promoter Group						
2	Public						
	Sub-Total (C)	0	0	0	0.00	0.00	0.00
	GRAND TOTAL (A)+(B)+(C)	56814	63734850	61029156	100.00	100.00	0.00




Savitika

SL. No.	Notes



Sanika

Statement showing holding of securities (including shares, warrants, convertible securities) of persons belonging to the category "Promoter and Promoter Group"											
Sr. No.	(I)(b) Name of the shareholder	Encumbered shares (*)			Details of warrants		Details of convertible securities		Total shares (including underlying shares assuming full conversion of warrants and convertible securities) as a % of diluted share capital		
		Details of Shares held	Number	As a percentage	As a % of grand total (A)+(B)+(C) of sub-clause (I)(a)	Number of warrants held	As a % total number of warrants of the same class	Number of convertible securities held		As a % total number of convertible securities of the same class	
(I)	(II)	(III)	(IV)	(V)	(VI)=(VI)/(III)* 100	(VII)	(VIII)	(IX)	(X)	(XI)	(XII)
1	TIMKEN SINGAPORE PTE LTD.	50999988	80.02	NA	NA	0.00	0	0.00	0	0.00	80.02




Samir

<u>Statement showing holding of securities (including shares, warrants, convertible securities) of persons belonging to the category "Public" and holding more than 1% of the total number of shares</u>									
Sr. No.	Name of the shareholder	Number of shares held	Shares as a percentage of total number of shares {i.e., Grand Total (A)+(B)+(C) indicated in Statement at para (l)(a) above}	Details of warrants			Details of convertible securities		Total shares (including underlying shares assuming full conversion of warrants and convertible securities) as a % of diluted share capital
				Number of warrants held	As a % total number of warrants of the same class	Number of convertible securities held	% w.r.t total number of convertible securities of the same class		
	NA	0	0.00	0	0.00	0	0.00	0.00	0.00
	TOTAL	0	0.00	0	0.00	0	0.00	0.00	0.00
Note : (*) - More than one folio clubbed									

<u>Statement showing holding of securities (including shares, warrants, convertible securities) of persons (together with PAC) belonging to the category "Public" and holding more than 5% of the total number of shares of the company</u>									
---	--	--	--	--	--	--	--	--	--

Sr. No.	Name(s) of the shareholder(s) and the Persons Acting in Concert (PAC) with them	Number of shares	Shares as a percentage of total number of shares {i.e., Grand Total (A)+(B)+(C) indicated in Statement at para (l)(a) above}	Details of warrants			Details of convertible securities		Total shares (including underlying shares assuming full conversion of warrants and convertible securities) as a % of diluted share capital
				Number of warrants	As a % total number of warrants of the same class	Number of convertible securities held	% w.r.t total number of convertible securities of the same class		
1	NA	0	0.00	0	0.00	0	0.00	0.00	0.00
	TOTAL	0	0.00	0	0.00	0	0.00	0.00	0.00
Note : (*) - More than one folio clubbed									




Samirha

<u>(I)(d) Statement showing details of locked-in shares</u>			
Sr. No.	Name of the shareholder	Number of locked-in shares	Promoter/Promoter Group/Public
1	N.A	0.00	
TOTAL		0	
		0.00	

<u>(II)(a) Statement showing details of Depository Receipts (DRs)</u>			
Sr. No.	Type of outstanding DR (ADRs, GDRs, SDRs, etc.)	Number of outstanding DRs	Number of shares underlying outstanding DRs
1	N.A	N.A	
TOTAL		0	0
			0.00
			0.00

<u>(II)(b) Statement showing holding of Depository Receipts (DRs), where underlying shares held by "promoter/promoter group" are in excess of 1% of the total number of shares</u>			
Sr. No.	Name of the DR Holder	Type of outstanding DR (ADRs, GDRs, SDRs, etc.)	Number of shares underlying outstanding DRs
1	N.A	N.A	
TOTAL		0	0
			0.00
			0.00



Sanish