



Introductory sub-table (I)(a)

Name of the Company : TIMKEN INDIA LIMITED			
Scrip Code : BSE 522113			
Name of the scrip : NSE : TIMKEN			
Class of security : EQUITY			
Quarter ended : 30.09.2012			
Partly paid-up shares:-			
	No. of partly paid-up shares	As a % of total no. of partly paid-up shares	As a % of total no. of shares of the company
Held by promoter/promoter group	NIL	0.00	0.00
Held by public	26900	100.00	0.04
Total - D	26900	100.00	0.04
Outstanding convertible securities:-			
	No. of outstanding securities	As a % of total no. of outstanding convertible securities	As a % of total no. of shares of the company, assuming full conversion of the convertible securities
Held by promoter/promoter group	0	0.00	0.00
Held by public	0	0.00	0.00
Total - E	0	0.00	0.00
Warrants:-			
	No. of warrants	As a % of total no. of warrants	As a % of total no. of shares of the company, assuming full conversion of warrants
Held by promoter/promoter group	0	0.00	0.00
Held by public	0	0.00	0.00
Total - F	0	0.00	0.00
Total paid-up capital of the company, assuming full conversion of warrants and convertible securities	Rs.637226500 (63734850 Shares of Rs.10/- each less Calls in Arrears Rs.122000)		




Statement Showing Shareholding Pattern


Category code	Category of Shareholder	Number of Shareholders	Table I(a)		Total shareholding as a percentage of total number of shares		Shares Pledged or otherwise encumbered		
			Total number of shares	Number of shares held in dematerialized form	As a percentage of (A+B) ¹	As a percentage of (A+B+C)	Number of shares	As a percentage	
									(IX) = (VIII)/(IV)*100
(i)	(ii)	(iii)	(iv)	(v)	(vi)	(vii)	(viii)	(ix)	
(A)	Shareholding of Promoter and Promoter Group²								
1	Indian							N.A	N.A
(a)	Individuals/ Hindu Undivided Family				0.00	0.00			
(b)	Central Government/ State Government(s)				0.00	0.00			
(c)	Bodies Corporate				0.00	0.00			
(d)	Financial Institutions/ Banks				0.00	0.00			
(e)	Any Others(Specify)				0.00	0.00			
(e-i)					0.00	0.00			
(e-ii)					0.00	0.00			
	Sub Total(A)(1)	0	0	0	0.00	0.00	0	0.00	
2	Foreign								
a	Individuals (Non-Residents Individuals/ Foreign Individuals)				0.00	0.00			
b	Bodies Corporate	1	50999988	50999988	80.02	80.02	NIL	NIL	
c	Institutions				0.00	0.00			
d	Qualified Foreign Investor								
e	Any Others(Specify)				0.00	0.00			
(e-i)					0.00	0.00			
(e-ii)					0.00	0.00			
	Sub Total(A)(2)	1	50999988	50999988	80.02	80.02	NIL	NIL	
	Total Shareholding of Promoter and Promoter Group (A)= (A)(1)+(A)(2)	1	50999988	50999988	80.02	80.02	NIL	NIL	
(B)	Public shareholding							N.A	N.A
1	Institutions								
(a)	Mutual Funds/ UTI	9	804364	804364	1.26	1.26			
(b)	Financial Institutions / Banks	10	9977	9717	0.02	0.02			
(c)	Central Government/ State Government(s)								
(d)	Venture Capital Funds								
(e)	Insurance Companies								
(f)	Foreign Institutional Investors	20	776842	776842	1.22	1.22			
(g)	Foreign Venture Capital Investors								
(h)	Qualified Foreign Investor								
(i)	Any Other (specify)								
(i-i)									
(i-ii)									
	Sub-Total (B)(1)	39	1691183	1690923	2.60	2.60	0	0.00	



B 2	Non-Institutions						N.A	N.A
(a)	Bodies Corporate	744	1580019	1568802	2.48	2.48		
(b)	Individuals							
i	Individuals -i. Individual shareholders holding nominal share capital up to Rs 1 lakh	54689	8278494	5537989	12.99	12.99		
ii	Individual shareholders holding nominal share capital in excess of Rs. 1 lakh.	30	974478	974478	1.53	1.53		
(c)	Qualified Foreign Investor							
(d)	Any Other (specify)							
(d-i)	Non-Resident Individuals	233	138690	137247	0.22	0.22		
(d-ii)	Clearing Member	188	168348	168348	0.26	0.26		
(d-iii)	Trust	2	3650		0.00	0.00		
	Sub-Total (B)(2)	66866	11143879	8386664	17.48	17.48	0	0.00
(B)	Total Public Shareholding (B)= (B)(1)+(B)(2)	66906	12734862	9977687	19.98	19.98	0	0.00
	TOTAL (A)+(B)	66906	63734860	60977676	100.00	100.00	0	0.00
(C)	Shares held by Custodians and against which Depository Receipts have been issued							
1	Promoter and Promoter Group							
2	Public							
	Sub-Total (C)	0	0	0	0.00	0.00	0	0.00
	GRAND TOTAL (A)+(B)+(C)	66906	63734860	60977676	100.00	100.00	0	0.00




SL. No.	Notes




(I)(d) Statement showing details of locked-in shares

Sr. No.	Name of the shareholder	Number of locked-in shares	Locked-in shares as a percentage of total number of shares (i.e., Grand Total (A)+(B)+(C) indicated in Statement at para (I)(a) above)
1	N.A		0.00
TOTAL		0	0.00



(H)(a) Statement showing details of Depository Receipts (DRs).

Sr. No.	Type of outstanding DR (ADRs, GDRs, SDRs, etc.)	Number of outstanding DRs	Number of shares underlying outstanding DRs	Shares underlying outstanding DRs as a percentage of total number of shares {i.e., Grand Total (A)+(B)+(C) indicated in Statement at para (I)(a) above}
1	N.A	N.A		0.00
TOTAL		0	0	0.00



(II)(b) Statement showing holding of Depository Receipts (DRs), where underlying shares held by "promoter/promoter group" are in excess of 1% of the total number of shares

Sr. No.	Name of the DR Holder	Type of outstanding DR (ADRs, GDRs, SDRs, etc.)	Number of shares underlying outstanding DRs	Shares underlying outstanding DRs as a percentage of total number of shares {i.e., Grand Total (A)+(B)+(C) indicated in Statement at para (I)(a) above}
1	N.A	N.A		0.00
TOTAL			0	0.00

