



Soumitra Hazra

Company Secretary & Chief - Compliance

T 080 40053131

F 080 41362010

soumitra.hazra@timken.com

6 July, 2015

The Secretary
The National Stock Exchange of India Limited
Exchange Plaza
Plot No. C/1, G-Block
Bandra-Kurla Complex
Bandra (E)
MUMBAI – 400 051

Dear Sir,

Sub – Shareholding Pattern for the Quarter ended 30 June, 2015

Pursuant to Clause 35 of the Listing Agreement, we enclose herewith shareholding pattern of the Company for the quarter ended 30 June, 2015 in the prescribed form.

Kindly acknowledge receipt.

Thanking you,

Yours faithfully,

For **TIMKEN INDIA LIMITED**


**Company Secretary
& Chief - Compliance**

Encl: as above


Registered office:
Timken India Limited
39-42, Electronic City
Phase II, Hosur Road
Bangalore 560 100, Karnataka
India

Introductory sub-table (I)(a)

Name of the Company : TIMKEN INDIA LIMITED			
Scrip Code : BSE: 522113			
Name of the scrip : NSE : TIMKEN			
Class of security : EQUITY			
Quarter Ended : 30.06.2015			
Partly paid-up shares:-	No. of partly paid-up shares	As a % of total no. of partly paid-up shares	As a % of total no. of shares of the company
Held by promoter/promoter group	NIL	0.00	0.00
Held by public	25200	100.00	0.04
Total – D	25200	100.00	0.04
Outstanding convertible securities:-	No. of outstanding securities	As a % of total no. of outstanding convertible securities	As a % of total no. of shares of the company, assuming full conversion of the convertible securities




Held by promoter/promoter group	0	0.00	0.00
Held by public	0	0.00	0.00
Total - E	0	0.00	0.00
Warrants:-	No. of warrants	As a % of total no. of warrants	As a % of total no. of shares of the company, assuming full conversion of warrants
Held by promoter/promoter group	0	0.00	0.00
Held by public	0	0.00	0.00
Total - F	0	0.00	0.00
Total paid-up capital of the company, assuming full conversion of warrants and convertible securities	Rs.679884590 (67999984 Shares of Rs.10/- each less Calls in Arrears Rs.115250)		



Statement Showing Shareholding Pattern

Category code	Category of Shareholder	No of Shareholders	Table (I)(a)		Total shareholding as a percentage of total number of shares		Shares Pledged or otherwise encumbered	
			Total number of shares	Number of shares held in dematerialized form	As a percentage of(A+B) ¹	As a percentage of (A+B+C)	No of shares	As a percentage
(I)	(II)	(III)	(IV)	(V)	(VI)	(VII)	(VIII)	(IX)= (VIII)/(IV)* 100
(A)	Shareholding of Promoter and Promoter Group²						N.A	N.A
1	Indian							
(a)	Individuals/ Hindu Undivided Family				0.00	0.00		
(b)	Central Government/ State Government(s)				0.00	0.00		
(c)	Bodies Corporate				0.00	0.00		
(d)	Financial Institutions/ Banks				0.00	0.00		
(e)	Any Others(Specify)				0.00	0.00		
(e-i)					0.00	0.00		
(e-ii)					0.00	0.00		
	Sub Total(A)(1)	0	0	0	0.00	0.00	0	0.00

2	Foreign							
a	Individuals (Non-Residents Individuals/ Foreign Individuals)				0.00	0.00		
b	Bodies Corporate	1	50999988	50999988	75.00	75.00	NIL	NIL
c	Institutions				0.00	0.00		
d	Qualified Foreign Investor							
e	Any Others(Specify)				0.00	0.00		
(e-i)					0.00	0.00		
(e-ii)					0.00	0.00		
	Sub Total(A)(2)	1	50999988	50999988	75.00	75.00	NIL	NIL
	Total Shareholding of Promoter and Promoter Group (A)= (A)(1)+(A)(2)	1	50999988	50999988	75.00	75.00	NIL	NIL




(B)	Public shareholding						N.A	N.A
I	Institutions							
(a)	Mutual Funds/ UTI	44	6332131	6332131	9.31	9.31		
(b)	Financial Institutions / Banks	10	24867	24607	0.04	0.04		
(c)	Central Government/ State Government(s)							
(d)	Venture Capital Funds							
(e)	Insurance Companies							
(f)	Foreign Institutional Investors	31	1040734	1040734	1.53	1.53		
(g)	Foreign Venture Capital Investors							
(h)	Qualified Foreign Investor							
(i)	Any Other (specify)							
(i-i)								
(i-ii)								
	Sub-Total (B)(1)	85	7397732	7397472	10.88	10.88	0	0.00
B 2	Non-institutions						N.A	N.A
(a)	Bodies Corporate	589	1075898	1064531	1.58	1.58		
(b)	Individuals							
I	Individuals -i. Individual shareholders holding nominal share capital up to Rs 1 lakh	52799	7640501	5166489	11.24	11.24		



II	ii. Individual shareholders holding nominal share capital in excess of Rs. 1 lakh.	19	558498	558498	0.82	0.82		
(c)	Qualified Foreign Investor	0	0	0	0.00	0.00		
(d)	Any Other (specify)							
(d-i)	Non-Resident Individuals	515	267370	265927	0.39	0.39		
(d-ii)	Clearing Member	157	58897	58897	0.09	0.09		
(d-iii)	Trust	4	1100	1100	0.00	0.00		
	Sub-Total (B)(2)	54083	9602264	7115442	14.12	14.12	0	0.00
(B)	Total Public Shareholding (B)= (B)(1)+(B)(2)	54168	16999996	14512914	25.00	25.00	0	0.00
	TOTAL (A)+(B)	54169	67999984	65512902	100.00	100.00	0	0.00
(C)	Shares held by Custodians and against which Depository Receipts have been issued							
1	Promoter and Promoter Group							
2	Public							
	Sub-Total (C)	0	0	0	0.00	0.00	0	0.00
	GRAND TOTAL (A)+(B)+(C)	54169	67999984	65512902	100.00	100.00	0	0.00




SL. No.	Notes



(I)(b) <u>Statement showing holding of securities (including shares, warrants, convertible securities) of persons belonging to the category "Promoter and Promoter Group"</u>											
Sr. No.	Name of the share holder	Details of Shares held		Encumbered shares (*)			Details of warrants		Details of convertible securities		Total shares (including underlying shares assuming full conversion of warrants and convertible securities) as a % of diluted share capital
		No of shares held	As a % of grand total (A) + (B) + (C)	No.	As a %	As a % of grand total (A)+(B)+(C) of sub-clause (I)(a)	No. of warrants held	As a % total number of warrants of the same class	No of convertible securities held	As a % total number of convertible securities of the same class	
(I)	(II)	(III)	(IV)	(V)	$(VI)=(V)/(III)*100$	(VII)	(VIII)	(IX)	(X)	(XI)	(XII)
1	TIMKEN SINGAPORE PTE LTD.	50999988	75.00	NA	NA	0.00	0	0.00	0	0.00	75.00



(I)(c)(i) Statement showing holding of securities (including shares, warrants, convertible securities) of persons belonging to the category "Public" and holding more than 1% of the total number of shares								
Sr. No.	Name of the shareholder	Number of shares held	Shares as a percentage of total number of shares {i.e., Grand Total (A)+(B)+(C) indicated in Statement at para (I)(a) above}	Details of warrants		Details of convertible securities		Total shares (including underlying shares assuming full conversion of warrants and convertible securities) as a % of diluted share capital
				No. of warrants held	As a % total number of warrants of the same class	No. of convertible securities held	% w.r.t total number of convertible securities of the same class	
1	SUNDARAM MUTUAL FUND A/C SUNDARAM SELECT MIDCAP	1457179	2.14	0	0.00	0	0.00	2.14
2.	FRANKLIN TEMPLETON MUTUAL FUND A/C FRANKLIN INDIA HIGH GROWTH COMPANIES FUND	748688	1.10	0	0.00	0	0.00	1.10
3.	FRANKLIN INDIA SMALLER COMPANIES FUND	737728	1.09	0	0.00	0	0.00	1.09
TOTAL		2943595	4.33	0	0.00	0	0.00	4.33
Note : (*) - More than one folio clubbed								



(I)(c)(ii) Statement showing holding of securities (including shares, warrants, convertible securities) of persons (together with PAC) belonging to the category "Public" and holding more than 5% of the total number of shares of the company

Sr. No.	Name(s) of the shareholder(s) and the Persons Acting in Concert (PAC) with them	Number of shares	Shares as a percentage of total number of shares {i.e., Grand Total (A)+(B)+(C) indicated in Statement at para (I)(a) above}	Details of warrants		Details of convertible securities		Total shares (including underlying shares assuming full conversion of warrants and convertible securities) as a % of diluted share capital
				No. of warrants	As a % total number of warrants of the same class	Number of convertible securities held	% w.r.t total number of convertible securities of the same class	
1	NA	0	0.00	0	0.00	0	0.00	0.00
TOTAL		0	0.00	0	0.00	0	0.00	0.00
	Note : (*) - More than one folio clubbed							



(I)(d) Statement showing details of locked-in shares				
Sr. No.	Name of the shareholder	Number of locked-in shares	Locked-in shares as a percentage of total number of shares {i.e., Grand Total (A)+(B)+(C) indicated in Statement at para (I)(a) above}	Promoter/Promoter Group/Public
1	N.A		0.00	
TOTAL		0	0.00	



(II)(a) Statement showing details of Depository Receipts (DRs)

Sr. No.	Type of outstanding DR (ADRs, GDRs, SDRs, etc.)	Number of outstanding DRs	Number of shares underlying outstanding DRs	Shares underlying outstanding DRs as a percentage of total number of shares {i.e., Grand Total (A)+(B)+(C) indicated in Statement at para (I)(a) above}
1	N.A	N.A		0.00
TOTAL		0	0	0.00



(II)(b) Statement showing holding of Depository Receipts (DRs), where underlying shares held by "promoter/promoter group" are in excess of 1% of the total number of shares				
Sr. No.	Name of the DR Holder	Type of outstanding DR (ADRs, GDRs, SDRs, etc.)	Number of shares underlying outstanding DRs	Shares underlying outstanding DRs as a percentage of total number of shares {i.e., Grand Total (A)+(B)+(C) indicated in Statement at para (I)(a) above}
1	N.A	N.A		0.00
TOTAL			0	0.00

TIKEN INDIA LIMITED
 39-42,
 Electronic City
 Phase II,
 Hosur Road,
 BANGALORE - 560 100