

# TIMKEN

**Soumitra Hazra**

Company Secretary & Chief - Compliance

T 080 40053131

F 080 41362010

soumitra.hazra@timken.com

13 January, 2016

BSE Limited  
Phiroze Jeejeebhoy Towers,  
Dalal Street,  
Mumbai- 400001.

**Scrip Code- 522113**

Dear Sir / Madam,

Sub: Statement showing holding of Securities and Shareholding Pattern

Pursuant to Regulation 31(1)(b) of Securities and Exchange Board of India (Listing Obligations And Disclosure Requirements) Regulations, 2015, we hereby submit statement showing holding of Securities and Shareholding Pattern for the quarter ended 31 December, 2015.


Kindly request you to take this on record.

Thanking you,

Yours faithfully,  
For Timken India Limited

*Soumitra Hazra*

**Soumitra Hazra**  
**Company Secretary**  
**& Chief Compliance**



Encl: as above

Registered office:  
Timken India Limited  
39-42, Electronic City  
Phase II, Hosur Road  
Bangalore 560 100, Karnataka  
India



Table 1 - Summary Statement holding of specified securities

Category	Category of shareholder	Number of shareholders	No. of fully paid up equity shares held	No. of Partly paid-up equity shares held	No. of shares underlying Depository Receipts	Total no of shares held	Shareholding as a % of total no. of shares (calculated as per SCRR, 1957)	Number of Voting Rights held in each class of securities			No. of Shares Underlying convertible securities (including Warrants)	Shareholding, as a % assuming full conversion of convertible securities (as a percentage of diluted share capital)	Number of Locked in shares		Number of Shares pledged or otherwise encumbered		Number of equity shares held in dematerialised form
								Class	Class	Total			No. (a)	As a % of total Shares held(b)	No. (a)	As a % of total Shares held(b)	
(i)	(ii)	(iii)	(iv)	(v)	(vi)	(vii) = (iv)+(v)+(vi)	(viii) as a % of (A+B+C2)	(ix)	(x)	(xi) = (viii)+(x) as a % of (A+B+C2)	(xii)	(xiii)	(xiv)				
(A)	Promoter & Promoter Group	1	50,999,988	0	0	50,999,988	75.00	0	50,999,988	75.00	0	0.00	0	0.00	50,999,988		
(B)	Public	54,119	16,975,196	24,800	0	16,999,996	25.00	0	16,999,996	25.00	0	0.00	-	0.00	14,561,300		
(C)	Non Promoter- Non Public	NA	NA	NA	NA	NA	NA	NA	NA	NA	NA	NA	NA	NA	NA		
(C1)	Shares underlying DR's	NA	NA	NA	NA	NA	NA	NA	NA	NA	NA	NA	NA	NA	NA		
(C2)	Shares held by Employee Trusts	NA	NA	NA	NA	NA	NA	NA	NA	NA	NA	NA	NA	NA	NA		
	<b>Total</b>	<b>54,120</b>	<b>67,975,184</b>	<b>24,800</b>	<b>0</b>	<b>67,999,984</b>	<b>100</b>	<b>0</b>	<b>67,999,984</b>	<b>100.00</b>	<b>0</b>	<b>0.00</b>	<b>-</b>	<b>0.00</b>	<b>65,561,288</b>		

*Sannikā Hagarā*




Table II - Statement showing shareholding pattern of the Promoter and Promoter Group

Category	Category & Name of shareholders	PAN	Nos. of shareholders	No. of fully paid up equity shares held	No. of Party paid-up equity shares held	No. of shares underlying Depository Receipts	Total No. shares held (VII) = (IV)+(V)+(VI)	Shareholding as a % of total no. of shares (calculated as per SCRR, 1957)	Number of Voting Rights held in each class of securities			No. of Shares Underlying Outstanding convertible securities (including Warrants)	Shareholding, as a % assuming full conversion of convertible securities (as a percentage of diluted share capital)	Number of Locked in shares:		Number of Shares pledged or otherwise encumbered	Number of equity shares held in dematerialised form
									Class eg: X	Class eg: Y	Total			No. (a)	As a % of total Shares held(b)		
	(i)	(ii)	(iii)	(iv)	(v)	(vi)	(vii)	(viii) As a % of (A+B+C2)	(ix)			(x)	(xi) = (vii)+(x) As a % of (A+B+C2)	(xii)	(xiii)	(xiv)	
1	Indian																
(a)	Individuals / Hindu Undivided Family		0	0	0	0	0	0.00	0	0	0	0.00	0	0.00	0	0.00	0
(b)	Central Government / State Governments		0	0	0	0	0	0.00	0	0	0	0.00	0	0.00	0	0.00	0
(c)	Financial Institutions / Banks		0	0	0	0	0	0.00	0	0	0	0.00	0	0.00	0	0.00	0
(d)	Any Other (Specify)		0	0	0	0	0	0.00	0	0	0	0.00	0	0.00	0	0.00	0
	Bodies Corporate		0	0	0	0	0	0.00	0	0	0	0.00	0	0.00	0	0.00	0
	Indigold Trade And Services Limited		0	0	0	0	0	0.00	0	0	0	0.00	0	0.00	0	0.00	0
	Sub Total (A1)		0	0	0	0	0	0.00	0	0	0	0.00	0	0.00	0	0.00	0
2	Foreign																
(a)	Individuals (Non-Resident)		0	0	0	0	0	0.00	0	0	0	0.00	0	0.00	0	0.00	0
(b)	Individuals / Foreign Individuals		0	0	0	0	0	0.00	0	0	0	0.00	0	0.00	0	0.00	0
(c)	Government		0	0	0	0	0	0.00	0	0	0	0.00	0	0.00	0	0.00	0
(d)	Institutions		0	0	0	0	0	0.00	0	0	0	0.00	0	0.00	0	0.00	0
(e)	Foreign Portfolio Investor		0	0	0	0	0	0.00	0	0	0	0.00	0	0.00	0	0.00	0
	Any Other		0	0	0	0	0	0.00	0	0	0	0.00	0	0.00	0	0.00	0
	(i) Bodies Corporate- Timken Singapore PTE Ltd	AAECT0145J	1	50999988	0	0	50999988	75.00	50999988	0	0	50999988	75.00	75.00	0	0.0000	50999988.00
	Sub Total (A2)		1	50999988	0	0	50999988	75	50999988	0	0	50999988	75	75	0	0	50999988
	Total Shareholding Of Promoter And Promoter Group (A)= (A1)+(A2)		1	50999988	0	0	50999988	75	50999988	0	0	50999988	75	75	0	0	50999988

Details of Shares which remain unclaimed may be given hear along with details such as number of shareholders, outstanding shares held in demat/undclaimed suspense account, voting rights which are frozen etc.

Note:

- (1) PAN would not be displayed on website of Stock Exchange(s)
- (2) The term 'Encumbrance' has the same meaning as assigned under regulation 28(5) of SEBI (Substantial Acquisition of Shares and Takeovers) Regulations, 2011.

NIL

Savitika Hagar




Table III - Statement showing shareholding pattern of the Public Shareholder

Category	Category & Name of shareholders	PAN	Nos. of shareholders	No. of fully paid up equity shares held	No. of Partly paid-up equity shares held	No. of shares underlying Depository Receipts	Total no. shares held (VII) = (IV)+(V)+(VI)	Shareholding as a % of total no. of shares (calculated as per SCRR, 1997)	Number of Voting Rights held in each class of securities			No. of Shares Underlying Outstanding convertible securities (as a percentage of diluted share capital)	Shareholding, as a % of conversion of convertible securities (as a percentage of diluted share capital)	Number of Locked in shares		Number of Shares pledged or otherwise encumbered		Number of equity shares held in dematerialised form	
									No. of Voting Rights	Total as a % of (A+B+C)	Total as a % of (A+B+C)			No. (a)	As a % of total Shares held(b)	No. (a)	As a % of total Shares held(b)		
	(i)	(ii)	(iii)	(iv)	(v)	(vi)	(vii)	(viii) As a % of (A+B+C)	(ix)	(x)	(xi)	(xii)	(xiii)	(xiv)	(xv)	(xvi)	(xvii)	(xviii)	
1	Institutional																		
(a)	Mutual Fund		38	4,039,619	0	0	4,039,619	5.94	4039619	0	5.94	0	0.00	0	0.00	0	0.00	4,039,619	
	Swedens Mutual Fund A/C			1,450,012	0	0	1,450,012	2.13	1450012	0	2.13	0	0.00	0	0.00	0	0.00	1,450,012	
	Sundaram Select MIDCAP	AAAT25548	1	791,922	0	0	791,922	1.17	791922	0	1.17	0	0.00	0	0.00	0	0.00	791,922	
	Franklin India Smaller Companies Fund	AAAT4931H	1	791,922	0	0	791,922	1.17	791922	0	1.17	0	0.00	0	0.00	0	0.00	791,922	
(b)	Venture Capital Funds		0	0	0	0	0	0.00	0	0	0.00	0	0.00	0	0.00	0	0.00	0	
	Alternate Investment Funds		0	0	0	0	0	0.00	0	0	0.00	0	0.00	0	0.00	0	0.00	0	
(c)	Foreign Venture Capital Investor		0	0	0	0	0	0.00	0	0	0.00	0	0.00	0	0.00	0	0.00	0	
(d)	Foreign Portfolio Investor		11	174,110	0	0	174,110	0.26	174110	0	0.26	0	0.00	0	0.00	0	0.00	174,110	
(e)	Financial Institutions / Banks		10	18,010	0	0	18,010	0.03	18010	0	0.03	0	0.00	0	0.00	0	0.00	17,750	
(f)	Insurance Companies		0	0	0	0	0	0.00	0	0	0.00	0	0.00	0	0.00	0	0.00	0	
(g)	Provident Funds/ Pension Funds		0	0	0	0	0	0.00	0	0	0.00	0	0.00	0	0.00	0	0.00	0	
(h)	Any Other (Specify)		28	111,788	0	0	111,788	1.63	111788	0	1.63	0	0.00	0	0.00	0	0.00	111,788	
(i)	Foreign Institutional Investors		89	7,585,461	0	0	7,585,461	11.16	7585461	0	11.16	0	0.00	0	0.00	0	0.00	7,585,461	
	Sub Total (B)(1)																		
2	Central Government/ State Government(s)/ President of India		0	0	0	0	0	0.00	0	0	0.00	0	0.00	0	0.00	0	0.00	0	
	Sub Total (B)(2)																		
3	Non-Institutions																		
(a)	Individuals																		
	i. Individual shareholders holding nominal share capital up to Rs. 2 lakhs.		52,708	7,797,881	24,800	0	7,797,881	11.41	7797881	0	11.41	0	0.00	0	0.00	0	0.00	5,337,155	
	ii. Individual shareholders holding nominal share capital in excess of Rs. 2 lakhs.		12	462,027	0	0	462,027	0.68	462027	0	0.68	0	0.00	0	0.00	0	0.00	462,027	
(b)	NBFCs registered with RBI		0	0	0	0	0	0.00	0	0	0.00	0	0.00	0	0.00	0	0.00	0	
(c)	Employee Trusts		0	0	0	0	0	0.00	0	0	0.00	0	0.00	0	0.00	0	0.00	0	
(d)	Overseas Depositories/holding (DS) (Balancing figure)		0	0	0	0	0	0.00	0	0	0.00	0	0.00	0	0.00	0	0.00	0	
(e)	Any Other (Specify)		4	1,100	0	0	1,100	0.00	1100	0	0.00	0	0.00	0	0.00	0	0.00	1,100	
	Trusts		640	310,233	0	0	310,233	0.46	310233	0	0.46	0	0.00	0	0.00	0	0.00	308,780	
	Non-Residents Indians		10	38,070	0	0	38,070	0.06	38070	0	0.06	0	0.00	0	0.00	0	0.00	38,070	
	Clearing Member- Corp		565	840,334	0	0	840,334	1.23	840334	0	1.23	0	0.00	0	0.00	0	0.00	828,957	
	Sub Total (B)(3)		54,030	9,359,735	24,800	0	9,414,535	13.84	9414535	0	13.84	0	0.00	0	0.00	0	0.00	6,576,999	
	Total Public Shareholding (B)= (B)(1)+(B)(2)+(B)(3)		54,119	16,975,596	24,800	0	16,999,996	25.00	16999996	0	25.00	0	0.00	0	0.00	0	0.00	14,561,300	

Details of the shareholders selling or persons in Consent including their Shareholding (No. and %):  
 Details of Shares which remain unclaimed may be given hear along with details such as number of shareholders, outstanding shares held in demat/unclaimed suspense account, voting rights which are frozen etc.

Notes:  
 (1) PAN would not be disclosed on website of Institutions/Non Institutions holding more than 1% of total number of shares  
 (2) The above format needs to be disclosed along with the name of following persons: Institutions/Non Institutions holding more than 1% of total number of shares  
 (3) W.r.t. the information pertaining to Depository Receipts, the same may be disclosed in the respective column to the extent information available and the balance to be disclosed as held by custodian.

NA




Table IV - Statement showing shareholding pattern of the Non Promoter- Non Public shareholder

Category	Category & Name of shareholders	PAN	No. of shareholders	No. of fully paid up equity shares held	No. of Party paid-up equity shares held	No. of shares underlying Depository Receipts	Total no. of shares held	Shareholding as a % of total no. of shares (calculated as per SCRR, 1957)	Number of Voting Rights in each class of securities			No. of Shares Underlying Outstanding convertible securities (including Warrants)	Shareholding, as a % assuming full conversion of convertible securities (as a percentage of diluted share capital)	Number of Locked in shares		Number of Shares pledged or otherwise encumbered		Number of equity shares held in dematerialized form
									No of Voting Rights					No. (a)	No. (a)	As a % of total Shares held(b)	As a % of total Shares held(b)	
									Class eg: X	Class eg: Y	Total							
	(i)	(ii)	(iii)	(iv)	(v)	(vi)	(vii) = (iv)+(v)+(vi)	(viii) As a % of (A+B+C2)	(ix)	(x)	(xi)	(xii) As a % of (A+B+C2)	(xiii)	(xiv)	(xv)			
1	Custodian/DR holder		0	0	0	0	0	0.00		0	0	0.00	0	0	0	0	0	0
	Employee Benefit Trust (under SEBI (Share based Employee Benefit) Regulations, 2014)		0	0	0	0	0	0.00		0	0	0.00	0	0	0	0	0	0
2	Total Non-Promoter Non Public Shareholding (G)-(E)-(H)-(I)		0	0	0	0	0	0.00		0	0	0.00	0	0	0	0	0	0

Note:

- (1) PAN would not be disclosed on website of Stock Exchange(s)
- (2) The above format needs to disclose name of all holders holding more than 1% of total number of shares
- (3) W.r.t. the information pertaining to Depository Receipts, the same may be disclosed in the respective column to the extent information available : NA

*Sannika Haggoo*

